

**VEILINGSDATUM / AUCTION DATE**

05.03.2020

KATALOGUS / CATALOGUE

CV22

Tel: +27 41 406 7500

Faks/Fax: +27 41 486 1325

e-Pos/Mail: info@cmw.co.zaWeb: www.ovk.co.za**WOLMARKVERSLAG / WOOL MARKET REPORT
5 MAART / MARCH 2020****MARKANALISE**

Die 22ste wolveiling van die 2019/20 seisoen hierdie week plaasgevind en die Cape Wools aanwyser het met 3.1% en 325 punte laer verhandel en teen 'n skoonprys van R179.09/kg gesluit. Die Australiese EMI het met 1.2% verswak. Die Rand het hierdie week 0.2% swakker verhandel teen die VSA Doller en 2.2% swakker teen die Euro, ooreenstemmend dieselfde tyd van die vorige veiling. Laer skoonopbrengste van Merino wolle het bygedra tot die afname in prys die week, asook fynwol wat onder druk verkeer het te midde van markonsekerheid. Wol in die medium mikron segment het egter beter as die markgemiddelde presteer. Die grootste daling hierdie week van 5.1%, was in die 18 en 19 mikron segment. Standard Wool het hierdie week die grootste hoeveelheid bale gekoop, gevolg deur Modiano, Lempriere SA en Stucken. Daar is in totaal 12 562 bale aangebied, waarvan 95.2% verkoop is. Op die OVK veiling is 3 121 bale aangebied waarvan 89.7% verkoop is. Die hoogste prys op die OVK veiling van R151.00/kg is behaal vir 'n 2 baal lot BMV van 17.5 mikron, uit die skeersel van JR De Villiers, van Aliwal-Noord. Die koper was Standard Wool. Baie geluk met die prestasie!

VOORUITSIGTE

Hierdie week het die SA wolmark verswak, in vergelyking met die vorige veiling. Die sywaartse beweging van die Rand het effens bygedra tot die daling in die mark, maar die hoofsaaklike rede blyk die onsekerheid in die algemeen in wêreldmarkte te wees. Tot op hede is daar egter nog geen direkte verband in die markbeweging wat direk gekoppel kan word aan die Coronavirus situasie wêreldwyd nie. Die volume wol ontvang in die makelaars se store hierdie week, is in totaal 8.6% hoër as die ooreenstemmende week van die vorige seisoen. OVK nooi produsente steeds uit om ons te skakel rakende voorskotte op vesel gelewer, asook produksielenings, wat verlang mag word. Vind ook meer uit oor die opwindende nuwe kommissiestruktuur van OVK. Skakel gerus met ons veselkantoor in Port Elizabeth of met u Tegnieuse Veldbeampte vir meer inligting. Besoek ook gerus die OVK webtuiste vir meer besonderhede.

Volhoubaarheid en naspeurbaarheid is baie belangrike aspekte waaraan produsente ernstige oorweging sal moet skenk, ten einde internasionale mededinging in die toekoms te verseker. Verbruikers vra nie net meer nie, maar vereis dat die verskaffing van vesel vry is van twyfelagtige praktyke. OVK is inderdaad gerat om u by te staan in die voldoening aan standaarde en dus, die sertifisering van RWS (Responsible Wool Standards) en ook eersdaags RMS (Responsible Mohair Standards). Die volgende wolveiling is geskeduleer vir 12 Maart 2020 waar sowat 8 827 bale aangebied sal word. Hierdie verslag deur Heinrich Victor, Bemarkingsbestuurder Vesel – OVK

MARKET ANALYSES








The 22nd wool auction of the 2019/20 season took place this week and the Cape Wools Merino indicator traded 3.1% and 325 points lower and closed at a clean price of R179.09/kg. The Australian EMI decreased by 1.2%. The Rand traded 0.2% weaker against the US Dollar this week and 2.2% weaker against the Euro, compared to the previous sale. Lower clean yield of Merino wools contributed to the price decrease this week, as well as fine wool which experienced downward pressure amidst market uncertainties. Wool in the medium micron segments performed better than the average though. The largest decrease this week of 5.1% was in the 18 and 19 micron segments. Standard Wool was the major buyer on the auction this week, followed by Modiano, Lempriere SA and Stucken. A total of 12 562 bales were on offer, of which 95.2% was sold. On the OVK auction 3 121 bales were offered of which 89.7% was sold. The highest price on the OVK auction, of R151.00/kg was achieved for a 2 bale lot BMV of 17.5 microns, from the clip of JR De Villiers from Aliwal North. The buyer was Standard Wool. Congratulations on the achievement!

FORECAST









This week the SA wool market decreased, compared to the previous auction. The sideways movement of the Rand contributed to the decrease in the market, but mainly the uncertainty in global markets in general. Up until now though, there is no direct connection in the market movement which can be directly linked to the Corona virus situation worldwide. The volumes of wool received in the stores of the brokers this week, are accumulatively 8.6% higher compared to the same week of the previous season, which is positive news. OVK still wants to invite our producers to contact us if any advances on fibre delivered, or production financing is needed. Also learn more about OVK's exciting new commission structure. Please call our fibre office in Port Elizabeth or your Technical Field Officer for more information. The OVK website can also be visited for more details. OVK is committed to assist our producers to the best of our ability in good as well as difficult times. Sustainability and traceability are very important aspects which producers will have to give serious consideration to, in order to ensure international competition in future. Consumers don't just ask anymore, but demand that supply of wool must be free of doubtful practices. OVK is indeed geared to assist you in the certification of RWS (Responsible Wool Standards) and also soon RMS (Responsible Mohair Standards), in the mohair industry. The next wool auction is scheduled for 12 March 2020 where 8 827 bales will be on offer. This report by Heinrich Victor, Marketing Manager Fibre – OVK.

SUID-AFRIKA / SOUTH AFRICA					KOPERS / BUYERS %			
AANBOD OFFER	VERKOPE CLEARED	VERKOOP SOLD	BEWEGING MOVEMENT	MARKAANWYSER MARKET INDICATOR	Stucken	7,6%	Stand W	35,5%
12 562	11 959	95,2%	-3,1%	17909	Seg Mas	2,2%	Tianyu SA	3,9%
VOLGENDE VEILING / NEXT AUCTION					Modiano	24,8%		
datum / date	aanbod / offer		opmerkings / remarks		Lempriere	21,2%		
12.03.2020	± 8 827		-		New Eng	0,1%		
AWEX 28.02.2020 Nasionaal/National					WISSELKOERS / EXCHANGE RATE (ZAR)			
AWEX 27.02.2020					GELDEENHEID CURRENCY		DATUM / DATE	
AANBOD OFFER	VERKOPE CLEARED	VERKOOP SOLD	BEWEGING MOVEMENT	EMI (AU\$) MARKET INDICATOR			27.02	05.03
0,0%	0,0%	0,0%	-1,2%	1562	VSA / USA \$		15,32	15,35
Totale aanbod volgende week / Total offering next week					AUD \$		10,00	10,16
± 38 000					EURO		16,28	17,12
					STERLING		19,76	19,98

TOP TIEN - TOP TEN

JR DE VILLIERS, ALIWAL-NOORD / NORTH	2 BMY	17,5	R 151,00 /kg	
IA ISTED, BARKLY-OOS / EAST	4 AAH	16,2	R 149,00 /kg	
JR DE VILLIERS, ALIWAL-NOORD / NORTH	1 BH	17,1	R 148,20 /kg	
IA ISTED, BARKLY-OOS / EAST	3 AH	16,1	R 147,00 /kg	
THE D AND M FAMILY TRUST, BARKLY-OOS/EAST	10 AH	17,0	R 144,00 /kg	
MD DU PLESSIS, STEYNSBURG	3 BH	17,6	R 141,80 /kg	
OPPERMAN & SEUNS, FRANKFORT	1 BH	17,6	R 140,90 /kg	
MD DU PLESSIS, STEYNSBURG	3 BBH	18,1	R 140,80 /kg	
OD HUGO, RICHMOND (C/K)	1 CMY	17,1	R 139,00 /kg	
PDD VAN DE VYVER, MIDDELBURG (C/K)	4 BFFY	17,9	R 137,00 /kg	








OOS-KAAP / EASTERN CAPE

JR DE VILLIERS, ALIWAL-NOORD / NORTH	2 BMY	17,5	R 151,00 /kg	
IA ISTED, BARKLY-OOS / EAST	4 AAH	16,2	R 149,00 /kg	
JR DE VILLIERS, ALIWAL-NOORD / NORTH	1 BH	17,1	R 148,20 /kg	
IA ISTED, BARKLY-OOS / EAST	3 AH	16,1	R 147,00 /kg	
THE D AND M FAMILY TRUST, BARKLY-OOS/EAST	10 AH	17,0	R 144,00 /kg	
MD DU PLESSIS, STEYNSBURG	3 BH	17,6	R 141,80 /kg	
MD DU PLESSIS, STEYNSBURG	3 BBH	18,1	R 140,80 /kg	
PDD VAN DE VYVER, MIDDELBURG	4 BFFY	17,9	R 137,00 /kg	
IA ISTED, BARKLY-OOS / EAST	3 BH	19,0	R 136,10 /kg	
DE DE KLERK, CRADOCK	1 AAH	16,5	R 136,10 /kg	
DE DE KLERK, CRADOCK	2 BMY	17,9	R 136,10 /kg	

VRYSTAAT / FREE-STATE

OPPERMAN & SEUNS, FRANKFORT	1 BH	17,6	R 140,90 /kg	
OPPERMAN & SEUNS, FRANKFORT	2 AM	21,3	R 137,90 /kg	
HC SMITH, SMITHFIELD	5 BMY	17,3	R 135,00 /kg	
HC SMITH, SMITHFIELD	5 BMY1	21,0	R 134,70 /kg	
HC SMITH, SMITHFIELD	3 BMY1	17,3	R 134,00 /kg	
HC SMITH, SMITHFIELD	2 CMY	16,1	R 134,00 /kg	
OPPERMAN & SEUNS, FRANKFORT	7 BM	20,7	R 133,90 /kg	
HC SMITH, SMITHFIELD	2 BMY	20,5	R 133,20 /kg	
OPPERMAN & SEUNS, FRANKFORT	7 BM	21,1	R 132,60 /kg	
OPPERMAN & SEUNS, FRANKFORT	3 BMY	19,3	R 131,90 /kg	

NOORD-KAAP / NORTHERN CAPE

OD HUGO, RICHMOND	1 CMY	17,1	R 139,00 /kg	
IG ZWIEGERS, PHILLIPSTOWN	2 BH	18,9	R 135,60 /kg	
HPI (EDMS) BPK, NOUPOORT	3 BH	18,0	R 133,10 /kg	
HPI (EDMS) BPK, NOUPOORT	4 AMY	17,8	R 131,80 /kg	
HPI (EDMS) BPK, NOUPOORT	1 AFY	19,1	R 131,00 /kg	
IG ZWIEGERS, PHILLIPSTOWN	1 BMY	20,7	R 130,90 /kg	
JP BURGER, RICHMOND	1 BMY	18,8	R 130,10 /kg	
HPI (EDMS) BPK, NOUPOORT	1 AAM	19,9	R 130,10 /kg	
JH REYNHARDT, HOPETOWN	3 AMY	19,2	R 129,00 /kg	
JH REYNHARDT, HOPETOWN	3 AH	16,7	R 128,50 /kg	

WES-KAAP / WESTERN CAPE

VM BOERDERY (EDMS) BPK, SWELLENDAM	3 CL	17,7	R 133,00 /kg
SWARTSDAM WOL, SWELLENDAM	4 AMY	19,8	R 130,20 /kg
SWARTSDAM WOL, SWELLENDAM	2 BMY	19,6	R 129,00 /kg
WGD (PTY) LTD, HEIDELBERG	7 BM	19,9	R 127,30 /kg
SWARTSDAM WOL, SWELLENDAM	13 BM	20,1	R 127,10 /kg
SWARTSDAM WOL, SWELLENDAM	13 AM	20,9	R 126,60 /kg
SWARTSDAM WOL, SWELLENDAM	1 BH	18,9	R 126,00 /kg
SWARTSDAM WOL, SWELLENDAM	12 BM	20,5	R 125,50 /kg
VM BOERDERY (EDMS) BPK, SWELLENDAM	6 BM	19,7	R 123,60 /kg
SWARTSDAM WOL, SWELLENDAM	3 CM	19,8	R 121,70 /kg



MPUMULANGA

DB BOERDERY TRUST, STANDERTON	1 BH	19,8	R 116,00 /kg
M NEETHLING, CAROLINA	2 CL	18,9	R 113,10 /kg
DB BOERDERY TRUST, STANDERTON	4 CL	19,1	R 110,50 /kg
W WATERMEYER, VOLKSRUST	1 AMY	18,6	R 109,40 /kg
DB BOERDERY TRUST, STANDERTON	7 DL	18,1	R 107,00 /kg
W WATERMEYER, VOLKSRUST	14 AM	20,6	R 105,10 /kg
JOHN P DE WET BOERDERY, STANDERTON	1 BH	20,4	R 104,90 /kg
JN BOSHOFF, MIDDELBURG	14 CL	18,8	R 103,80 /kg
W WATERMEYER, VOLKSRUST	12 BM	20,4	R 103,00 /kg
W WATERMEYER, VOLKSRUST	3 BMY	18,2	R 102,00 /kg

Namens OVK, baie geluk! / On behalf of OVK, congratulations!

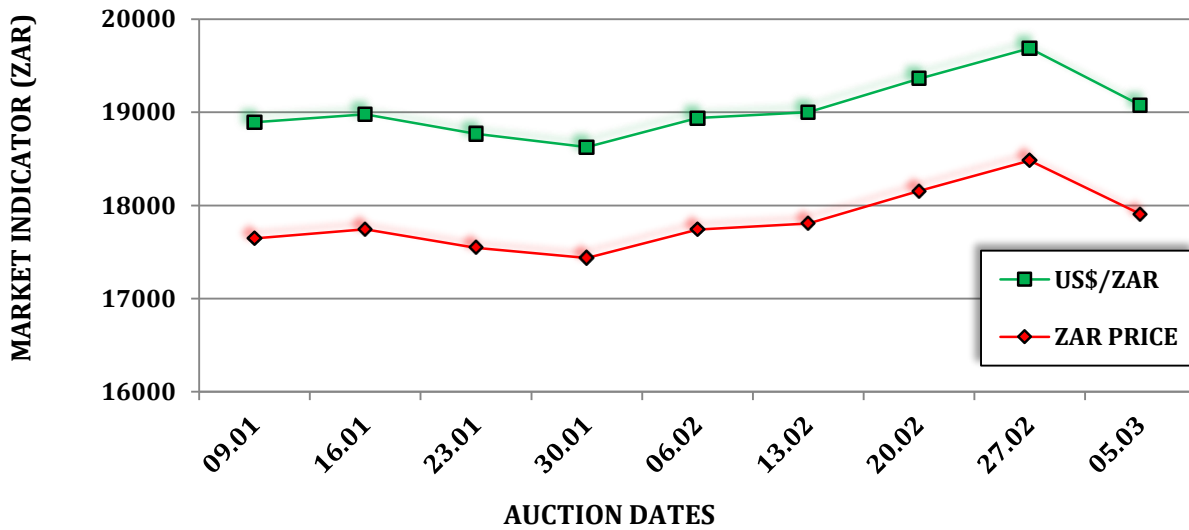
Pierre de Lange - Wolbemarkingsbestuurder / Wool Marketing Manager



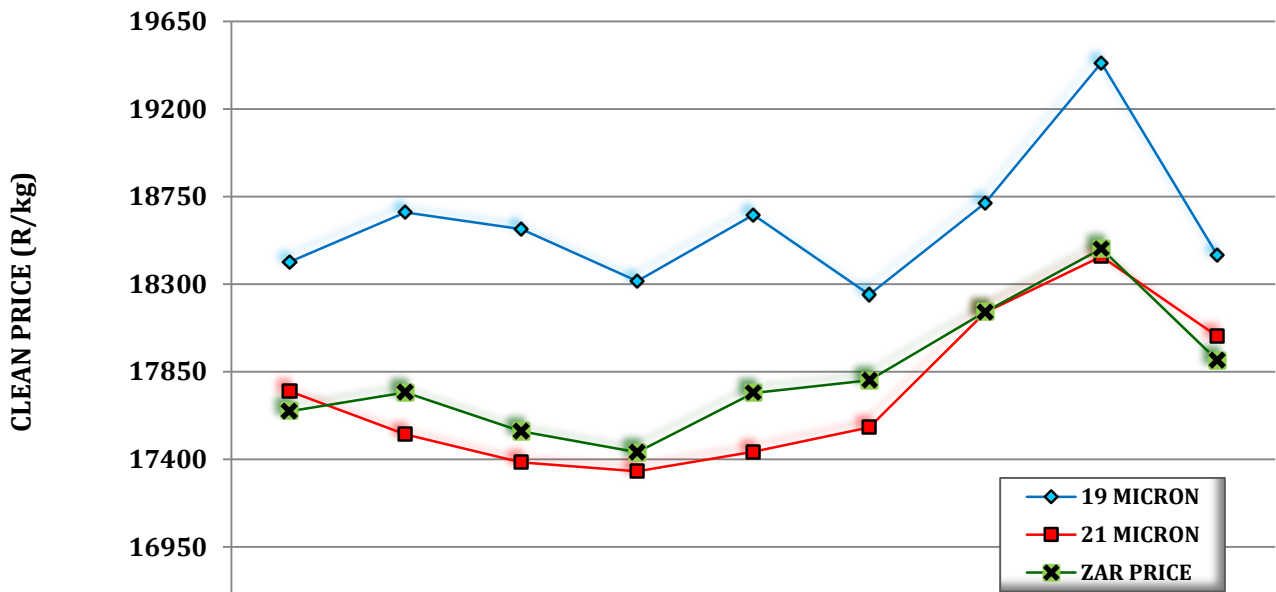
SA WOOL MARKET INDICATOR MOVEMENT IN ZAR AND US\$ TERMS SA WOLMARKAANWYSER IN ZAR EN US\$ TERME

DATES	09.01	16.01	23.01	30.01	06.02	13.02	20.02	27.02	05.03
19 MICRON	18413	18669	18582	18316	18656	18246	18717	19437	18450
21 MICRON	17750	17528	17384	17338	17438	17563	18154	18442	18032
ZAR PRICE	17647	17743	17544	17436	17741	17806	18157	18482	17909
US\$ PRICE	1247	1234	1224	1191	1200	1195	1203	1206	1167
US\$/ZAR	14,15	14,38	14,33	14,64	14,78	14,90	15,09	15,33	15,35
CAT NO	CV14	CV15	CV16	CV17	CV18	CV19	CV20	CV21	CV22

**SA WOOL MARKET INDICATOR MOVEMENT IN ZAR AND USD TERMS
(FOR ±3 MONTHS PERIOD)**



**PRICE MOVEMENT FOR GOOD QUALITY WOOL PER MICRON :
2019/20 SEASON SOUTH AFRICAN NATIONAL SALE INDICATOR PRICE**



	09.01	16.01	23.01	30.01	06.02	13.02	20.02	27.02	05.03
◆ 19 MICRON	18413	18669	18582	18316	18656	18246	18717	19437	18450
■ 21 MICRON	17750	17528	17384	17338	17438	17563	18154	18442	18032
✕ ZAR PRICE	17647	17743	17544	17436	17741	17806	18157	18482	17909