

**VEILINGSDATUM / AUCTION DATE**

23.04.2020

KATALOGUS / CATALOGUE

CV25

Tel: +27 41 406 7500

Faks/Fax: +27 41 486 1325

e-Pos/Mail: info@cmw.co.zaWeb: www.ovk.co.za**WOLMARKVERSLAG / WOOL MARKET REPORT****23 APRIL 2020****MARKANALISE**

Die 25te wolveiling van die 2019/20 seisoen het hierdie week plaasgevind en die Cape Wools aanwyser het met 6.4% en 988 punte hoër verhandel en teen 'n skoonprys van R165.57/kg gesluit. Die Australiese EMI het met 1.5% verswak. Die Rand het hierdie week 9.8% swakker verhandel teen die VSA Doller en 9.5% swakker teen die Euro, ooreenstemmend dieselfde tyd van die vorige veiling. Te midde van die Koronavirus inperking in Suid-Afrika, kon 'n elektroniese veiling van wol wat reeds in die makelaars se store ontvang, getoets en gewaardeer is, hierdie week plaasvind. Dit was die eerste wolveiling van hierdie aard en het betreklik goed verloop, maar oor die bestek van 2 dae. Die volume was beperk en die aanbidding het bestaan uit gemengde lengtes fyn en medium wol, waarvan die fyner tipes goed presteer het. Sterker wol was egter onder afwaartse druk. Die grootste styging hierdie week van 13.1%, was in die 18 mikron segment. Lempriere SA het hierdie week die grootste hoeveelheid bale gekoop, gevolg deur Standard Wool, Stucken en Modiano. Daar is in totaal 5382 bale aangebied, waarvan 87.9% verkoop is. Op die OVK veiling is 1437 bale aangebied waarvan 87.8% verkoop is. Die hoogste prys op die OVK veiling van R152.30/kg is behaal vir 'n 2 baal lot DL van 16.2 mikron, uit die skeersel van PWB Uys van Wakkerstroom. Die koper was Modiano. Baie geluk met die prestasie!

VOORUITSIGTE

Hierdie week het die SA wolmark versterk, in vergelyking met die vorige veiling. Dit was grootliks te wyte aan 'n verdere verswakking van die Rand en het 'n wesentlike invloed gehad om 'n navolging in die daling in die Australiese mark te verhoed. Hoewel wolveilinge onder streng beperkende voorwaardes hervat het, is die ontvangs van wol in die makelaars se store steeds verbode, as gevolg van die algehele inperking. 'n Vlak 4 inperking is deur die president afgekondig en sal geld vanaf 1 Mei, maar die implikasies op die vervoer van wol is nog onduidelik. Produsente sal egter op hoogte gehou word van enige verdere verwickelinge in hierdie verband. Skakel gerus die OVK veselkantoor in Port Elizabeth of u Tegnieuse Veldbeampte vir meer inligting, indien voorskotte op vesel gelewer, of produksieloenings verlang word. Vind ook meer uit oor die opwindende nuwe kommissiestruktuur van OVK. Die OVK webtuiste kan ook gerus besoek word vir meer besonderhede. Produsente word uitgenooi en versoek om gerus met die OVK veselkantoor te skakel rakende besluite rondom die verhandeling van u produk. OVK verbind hom steeds tot diens en ondersteuning van ons produsente in goeie, sowel as moeilike tye. Die volgende wolveiling is geskeduleer vir 30 April 2020 waar sowat 14197 bale aangebied sal word. Hierdie verslag deur Heinrich Victor, Bemerkingsbestuurder Vesel – OVK.

MARKET ANALYSES

The 25th wool auction of the 2019/20 season took place this week and the Cape Wools Merino indicator traded 6.4% and 988 points higher and closed at a clean price of R165.57/kg. The Australian EMI decreased by 1.5%. The Rand traded 9.8% weaker against the US Dollar this week and 9.5% weaker against the Euro, compared to the previous sale. Amidst the Corona virus lockdown in South Africa, an electronic wool auction of wool already in brokers' stores, tested and valued, could be held this week. This was the first wool sale of this kind and was completed relatively successful, but over a 2 day period. The volumes were limited and the offer consisted of mixed lengths fine and medium wool. The finer types performed well, with stronger wool experienced downward pressure. The largest increase this week of 13.1% was in the 18 micron segment. Lempriere SA was the major buyer on the auction this week, followed by Standard Wool, Stucken and Modiano. A total of 5382 bales were on offer, of which 87.9% was sold. On the OVK auction 1437 bales were offered of which 87.8% was sold. The highest price on the OVK auction, of R152.30/kg was achieved for a 2 bale lot DL of 16.2 microns, from the clip of PWB Uys from Wakkerstroom. The buyer was Modiano. Congratulations on the achievement!

FORECAST

This week saw an increase in the SA wool market, compared to the previous auction. That was mainly due to the weakening of the Rand and had a significant influence in the prevention of following the decrease in the Australian market. Although wool auctions resumed under restrictive conditions, the receipt of wool in the brokers' stores are still prohibited, due to the total lockdown. A level 4 lockdown is announced by the president though and will apply from the first of May, although the implications on the transport of wool is still unclear. Producers will be updated though of any developments in this regard. OVK invites producers to contact our fibre office in Port Elizabeth or your Technical Field Officer for more information if any advances on fibre delivered, or production financing is needed. Also learn more about OVK's exciting new commission structure. The OVK website can be visited for more details. Producers are invited and requested to contact the OVK fibre office regarding decisions around the trading of your product. OVK is still committed to optimum service and support to our producers in positive, as well as difficult times. The next wool auction is scheduled for 30 April 2020 where 14197 bales will be on offer. This report by Heinrich Victor, Marketing Manager Fibre – OVK.

SUID-AFRIKA / SOUTH AFRICA					KOPERS / BUYERS %			
AANBOD OFFER	VERKOPE CLEARED	VERKOOP SOLD	BEWEGING MOVEMENT	MARKAANWYSER MARKET INDICATOR	Stucken	11,4%	Stand W	19,1%
5 382	4 733	87,9%	6,3%	16557	Seg Mas	0,4%	Tianyu SA	0,8%
VOLGENDE VEILING / NEXT AUCTION					Modiano	9,3%		
datum / date	aanbod / offer		opmerkings / remarks		Lempriere	47,0%		
30.04.2020	±14 197		-		New Eng	-		
AWEX 23.04.2020 Nasionaal/National					WISSELKOERS / EXCHANGE RATE (ZAR)			
AWEX 23.04.2020					GELDEENHEID CURRENCY		DATUM / DATE	
AANBOD OFFER	VERKOPE CLEARED	VERKOOP SOLD	BEWEGING MOVEMENT	EMI (AU\$) MARKET INDICATOR			19.03	23.04
24 974	21 187	84,8%	-1,5%	1272	VSA / USA \$		17,33	19,01
Totale aanbod volgende week / Total offering next week					AUD \$		9,92	12,08
±25 554					EURO		18,76	20,53
					STERLING		20,30	23,51


TOP TIEN - TOP TEN

PWB UYS, WAKKERSTROOM	2 DL	16,2	R 152,30 /kg	
PWB UYS, WAKKERSTROOM	4 CL	16,8	R 152,00 /kg	
PWB UYS, WAKKERSTROOM	3 BFH	17,2	R 148,50 /kg	
BLUE CRANE WOOL, SOMERSET-OOS / EAST	1 BFY	16,6	R 143,10 /kg	
SWP VAN DER MERWE, SUTHERLAND	1 AMY	14,1	R 141,00 /kg	
JF DEYZEL, REITZ	1 BH	17,1	R 140,10 /kg	
JA VAN DER MERWE, SUTHERLAND	2 BFY	16,6	R 139,80 /kg	
JA VAN DER MERWE, SUTHERLAND	3 AFY	17,4	R 139,50 /kg	
BLOEMHOF BOERDERY, VOLKSRUST	2 CL	17,7	R 137,40 /kg	
G GOOSEN, BURGERSDORP	1 DH	16,3	R 136,90 /kg	

MPUMULANGA

PWB UYS, WAKKERSTROOM	2 DL	16,2	R 152,30 /kg	
PWB UYS, WAKKERSTROOM	4 CL	16,8	R 152,00 /kg	
PWB UYS, WAKKERSTROOM	3 BFH	17,2	R 148,50 /kg	
BLOEMHOF BOERDERY, VOLKSRUST	2 CL	17,7	R 137,40 /kg	
PWB UYS, WAKKERSTROOM	3 NKSH	16,9	R 134,60 /kg	
PWB UYS, WAKKERSTROOM	3 AMH	17,4	R 132,00 /kg	
BLOEMHOF BOERDERY, VOLKSRUST	1 DL	17,2	R 128,40 /kg	
BLOEMHOF BOERDERY, VOLKSRUST	1 CMH	18,0	R 124,50 /kg	
PWB UYS, WAKKERSTROOM	2 ANKS	19,0	R 122,00 /kg	
PWB UYS, WAKKERSTROOM	1 NKS	18,9	R 119,90 /kg	



OOS-KAAP / EASTERN CAPE

BLUE CRANE WOOL, SOMERSET-OOS / EAST	1 BFY	16,6	R 143,10 /kg	
G GOOSEN, BURGERSDORP	1 DH	16,3	R 136,90 /kg	
WS KLOPPER, UITENHAGE	1 DDL	17,0	R 136,80 /kg	
P R G BOERDERY (PTY) LTD, CRADOCK	1 CL	16,5	R 132,00 /kg	
KA HART, KOMGA	1 CL	16,8	R 131,30 /kg	
G GOOSEN, BURGERSDORP	2 BMY	17,7	R 130,10 /kg	
KA HART, KOMGA	1 DL	16,7	R 127,40 /kg	
HAMMERHEAD FARMING CC, STUTTERHEIM	1 AAH	18,5	R 124,10 /kg	
WS KLOPPER, UITENHAGE	2 DL	16,2	R 124,00 /kg	
CHARLWOOD FARMING, GRAAFF-REINET	1 CM	17,0	R 123,50 /kg	



NOORD-KAAP / NORTHERN CAPE

SWP VAN DER MERWE, SUTHERLAND	1 AMY	14,1	R 141,00 /kg	
JA VAN DER MERWE, SUTHERLAND	2 BFY	16,6	R 139,80 /kg	
JA VAN DER MERWE, SUTHERLAND	3 AFY	17,4	R 139,50 /kg	
A MULLER, SUTHERLAND	2 AFY	16,1	R 134,50 /kg	
A ESTERHUYSE, SUTHERLAND	1 BH	17,0	R 125,50 /kg	
A MULLER, SUTHERLAND	1 BF	16,4	R 124,10 /kg	
MAHOEBE EIENDOMME (EDMS) BPK, PRIESKA	6 BH	17,3	R 124,00 /kg	
A MULLER, SUTHERLAND	2 AF	17,5	R 124,00 /kg	
JA VAN DER MERWE, SUTHERLAND	2 BKS2	16,8	R 122,00 /kg	
MAHOEBE EIENDOMME (EDMS) BPK, PRIESKA	10 CL	17,0	R 121,90 /kg	

VRYSTAAT / FREE-STATE

JF DEYZEL, REITZ	1 BH	17,1	R 140,10 /kg	
LOUMAR BOERDERY, ROUXVILLE	1 AM	17,8	R 133,70 /kg	
JF DEYZEL, REITZ	1 DL	16,2	R 133,60 /kg	
AC ADAM, BETHULIE	1 CMY	17,4	R 133,50 /kg	
LOUMAR BOERDERY, ROUXVILLE	1 AH	17,6	R 130,00 /kg	
SAAMRY TRUST, VREDE	2 BH	16,1	R 127,60 /kg	
SJP VAN DEVENTER JNR, REITZ	2 BH	17,0	R 124,60 /kg	
AD GROBLER, DEWETSDORP	2 AM	19,4	R 123,60 /kg	
SAAMRY TRUST, VREDE	1 CL	15,1	R 123,00 /kg	
AD GROBLER, DEWETSDORP	1 AH	18,6	R 120,00 /kg	

WES-KAAP / WESTERN CAPE

JGJ SWART, CALEDON	1 CH	18,6	R 115,00 /kg	
JGJ SWART, CALEDON	1 DH	17,7	R 116,90 /kg	
HERMAN GROENEWALD, GEORGE	4 AAM	19,0	R 117,00 /kg	
AAN DE VALSCHRIEVER BDY, RIVERSDALE	3 BM	20,5	R 117,10 /kg	
AAN DE VALSCHRIEVER BDY, RIVERSDALE	1 BH	19,6	R 120,10 /kg	
PM GILDENHUYS, HEILDELBERG	2 CMY	18,0	R 122,00 /kg	
POSTAL BDY (EDMS) BPK, SWELLENDAM	2 CH	17,9	R 122,90 /kg	
PM GILDENHUYS, HEILDELBERG	1 DMY	17,6	R 123,00 /kg	
AAN DE VALSCHRIEVER BDY, RIVERSDALE	1 CH	18,1	R 124,00 /kg	
GEVONDEN TRUST, CALEDON	3 CL	17,3	R 129,00 /kg	

Namens OVK, baie geluk! / On behalf of OVK, congratulations!

Pierre de Lange - Wolbemarkingsbestuurder / Wool Marketing Manager

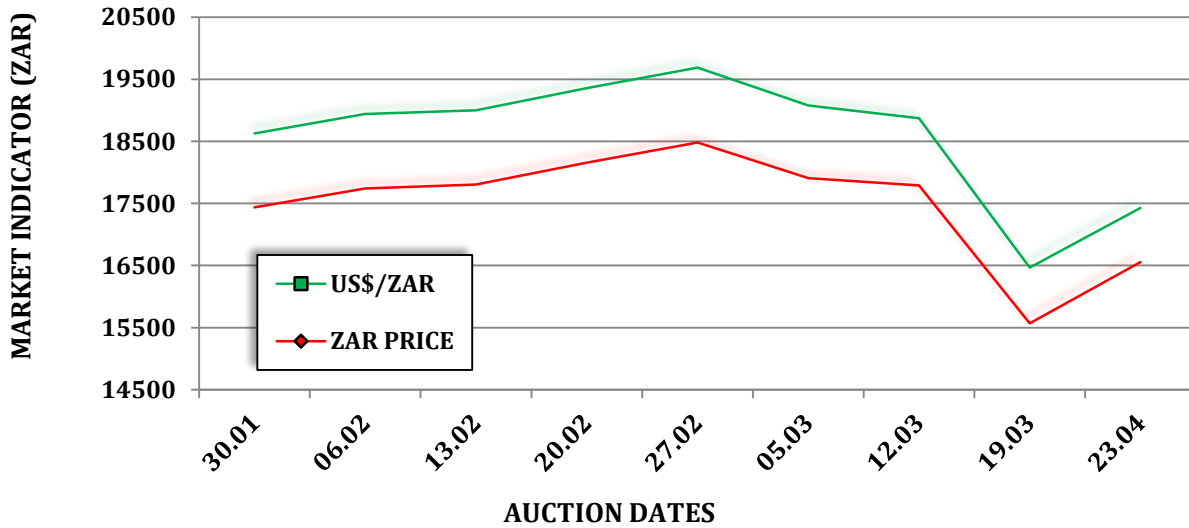


SA WOOL MARKET INDICATOR MOVEMENT IN ZAR AND US\$ TERMS

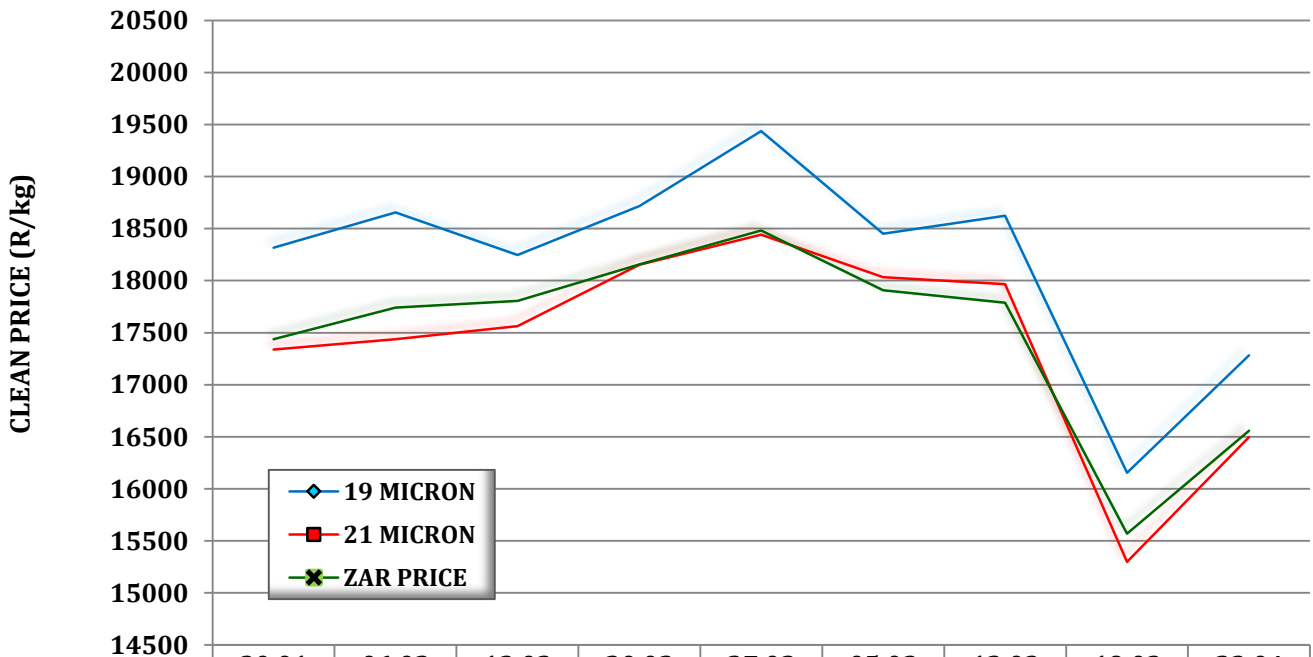
SA WOLMARKAANWYSER IN ZAR EN US\$ TERME

DATES	30.01	06.02	13.02	20.02	27.02	05.03	12.03	19.03	23.04
19 MICRON	18316	18656	18246	18717	19437	18450	18625	16154	17283
21 MICRON	17338	17438	17563	18154	18442	18032	17965	15298	16497
ZAR PRICE	17436	17741	17806	18157	18482	17909	17789	15569	16557
US\$ PRICE	1191	1200	1195	1203	1206	1167	1084	898	871
US\$/ZAR	14,64	14,78	14,90	15,09	15,33	15,35	16,41	17,33	19,01
CAT NO	CV17	CV18	CV19	CV20	CV21	CV22	CV23	CV24	CV25

**SA WOOL MARKET INDICATOR MOVEMENT IN ZAR AND USD TERMS
(FOR ±3 MONTHS PERIOD)**



**PRICE MOVEMENT FOR GOOD QUALITY WOOL PER MICRON :
2019/20 SEASON SOUTH AFRICAN NATIONAL SALE INDICATOR PRICE**



	30.01	06.02	13.02	20.02	27.02	05.03	12.03	19.03	23.04
◆ 19 MICRON	18316	18656	18246	18717	19437	18450	18625	16154	17283
■ 21 MICRON	17338	17438	17563	18154	18442	18032	17965	15298	16497
✕ ZAR PRICE	17436	17741	17806	18157	18482	17909	17789	15569	16557