



**VEILINGSDATUM / AUCTION DATE**  
12.08.2020  
**KATALOGUS / CATALOGUE**  
CA01

**Tel:** +27 41 406 7500  
**Faks/Fax:** +27 41 486 1325  
**e-Pos/Mail:** [info@cmw.co.za](mailto:info@cmw.co.za)  
**Web:** [www.ovk.co.za](http://www.ovk.co.za)

**WOLMARKVERSLAG / WOOL MARKET REPORT**  
**12 AUGUSTUS / AUGUST 2020**

**MARKANALISE**

Die 1ste wolveiling van die 2020/21 walseisoen het hierdie week op die 12de Augustus plaasgevind. Die Cape Wools Merino aanwyser het met 5.7% gedaal teenoor die laaste veiling van die vorige seisoen en teen 'n skoonprys van R137.38/kg gesluit. Die Australiese EMI het met 11.5% verswak. Die Rand het met 2.2% swakker verhandel teen die VSA Dollar en 6.7% verswak teen die Euro, ooreenstemmend dieselfde tyd van die vorige veiling. Die grootste daling van 6.3% was in die 21 mikron segment. Standard Wool SA het op hierdie veiling die grootste hoeveelheid bale gekoop, gevolg deur, Lempriere SA, G. Modiano SA en Stucken & Co. Daar is in totaal 8146 bale aangebied, waarvan 94.5% verkoop is. Op die OVK veiling is 2779 bale aangebied waarvan 92.8% verkoop is. Die hoogste prys op die OVK veiling van R146.00/kg, is behaal vir 'n 1 baal lot BFY van 16.3 mikron, uit die skeersel van JP de Villiers, Bredasdorp. Die koper was Standard Wool SA. Baie geluk met hierdie prestasie!

**VOORUITSIGTE**

Hierdie week het die SA wolmark laer verhandel, in vergelyking met die laaste veiling van die vorige seisoen, maar het steeds heelwat beter presteer as die Australiese mark. Hierdie daling kan toegeskryf word aan die voortdurende onsekerheid in wêreldmarkte, wat nog geruime tyd kan voortduur. Wol ontvang in die makelaars se store hierdie week, is 40.5% laer as die ooreenstemmende tyd van die vorige seisoen. Vandeesweek se veiling het weereens getoon dat volhoubaar gesertifiseerde wol steeds goeie aandag geniet en het gesorg vir gesonde kompetisie onder kopers. Producente kan dus gerus kennis neem hiervan. Skakel gerus met OVK om u by te staan in die sertifiseringsproses. Die volgende veiling is geskeduleer vir 19 Augustus, waar sowat 6893 bale aangebied sal word. Hierdie verslag deur Heinrich Victor, Bestuurder Spesiale Dienste Vesel – OVK.

**OVK bied voorskotte op vesel wat by ons gelewer word, asook produksielenings. Skakel gerus die OVK Veselkantoor in Port Elizabeth of u Tegniese Veldbeampte vir meer inligting. Vind ook meer uit oor die opwindende nuwe kommissiestruktuur op vesel bemark deur OVK. Producente word ook herinner aan die loyaliteitskema van OVK, waar boere beloon word met 23.9 sent vir elke kilogram vesel wat deur OVK bemark word.**

**MARKET ANALYSES**

The 1st wool auction of the 2020/21 season took place this week on the 12th of August. The Cape Wools Merino indicator traded 5.7% lower compared to the last sale of the previous season and closed at a clean price of R137.38/kg. The Australian EMI decreased by 11.5%. The Rand traded 2.2% weaker against the US Dollar and 6.1% weaker to the Euro, compared to the rate of the previous sale. The largest decrease this week, of 6.3%, was in the 21 micron segment. Standard Wool SA was the major buyer on the auction this week, followed by Lempriere SA, G. Modiano SA and Stucken & Co. A total of 8146 bales were on offer, of which 94.5% was sold. On the OVK auction 2779 bales were offered of which 92.8% was sold. The highest price on the OVK auction of R146.00/kg, was achieved for a 1 bale lot BFY of 16.3 microns, from the clip of JP de Villiers, Bredasdorp. The buyer was Standard Wool SA. Congratulations on this achievement!











**FORECAST**

This week saw the SA wool market traded lower, compared to the last auction of the previous season, but still performed significantly better than the Australian market. This decrease can be attributed to the continuing uncertainty in global markets, which could last for some time to come. The receipt of wool in the brokers' stores this week is 40.5% lower, compared to the same time of the previous season. This week's auction showed again that sustainable certified wool still enjoys good attention and attracted healthy competition amongst buyers. Producers have to take note of this. We invite farmers to contact OVK for assistance in the certification process. The next sale is scheduled for the 19th of August, where 6893 bales will be on offer. This report by Heinrich Victor, Manager Special Services Fibre – OVK.











**OVK offer advances on fibre delivered in PE, as well as production loans. Please contact OVK Fibre's office in Port Elizabeth or your Technical Field Officer for more information. Please enquire about OVK's exciting new commission structure on fibre marketed by OVK. Producers must also bear in mind that OVK's loyalty scheme awards farmers 23.9 cents per kilogram on fibre marketed by OVK.**

SUID-AFRIKA / SOUTH AFRICA					KOPERS / BUYERS %			
AANBOD OFFER	VERKOPE CLEARED	VERKOOP SOLD	BEWEGING MOVEMENT	MARKAANWYSER MARKET INDICATOR	Stucken	12.5%	Stand W	28.8%
8 146	7 694	94.5%	-5.7%	13738	Seg Mas	6.5%	Tianyu SA	10.1%
VOLGENDE VEILING / NEXT AUCTION					Modiano	15.5%		
datum / date	aanbod / offer		opmerkings / remarks		Lempriere	25.4%		
19.08.2020	±6 893		-		New Eng	1.2%		
AWEX 07.08.2020 Nasionaal/National					WISSELKOERS / EXCHANGE RATE (ZAR)			
AWEX 12.08.2020					GELDEENHEID CURRENCY		DATUM / DATE	
AANBOD OFFER	VERKOPE CLEARED	VERKOOP SOLD	BEWEGING MOVEMENT	EMI (AUS) MARKET INDICATOR	VSA / USA \$		08.07	12.08
42 764	21 991	51.4%	-11.5%	1 004	AUD \$		17.04	17.41
Totale aanbod volgende week / Total offering next week					EURO		11.83	12.42
±33 413					STERLING		19.23	20.48
							21.43	22.80

## TOP TIEN - TOP TEN

JP DE VILLIERS, BREDASDORP	1 BFY	16.3	R 146.00 /kg	
T BARRY FARMING (PTY) LTD, HEIDELBERG (C/K)	1 CL	15.8	R 144.00 /kg	
T BARRY FARMING (PTY) LTD, HEIDELBERG (C/K)	11 BF	17.3	R 140.60 /kg	 
EKSTEEN LANDGOED, FOURIESBURG	1 CH	16.5	R 140.00 /kg	
T BARRY FARMING (PTY) LTD, HEIDELBERG (C/K)	6 AF	17.5	R 140.00 /kg	 
T BARRY FARMING (PTY) LTD, HEIDELBERG (C/K)	2 DL	15.3	R 138.00 /kg	 
KENNETH BIGGS TRUST, JANSENVILLE	1 CL	17.4	R 134.00 /kg	
PJA VAN DER MERWE, RICHMOND (C/K)	1 BH	16.7	R 133.10 /kg	
DUIKER BOERDERY (EDMS) BPK, BREDASDORP	1 BH	17.2	R 133.00 /kg	
H VILJOEN, RICHMOND (C/K)	2 AH	17.6	R 132.10 /kg	






### WES-KAAP / WESTERN CAPE

JP DE VILLIERS, BREDASDORP	1 BFY	16.3	R 146.00 /kg	
T BARRY FARMING (PTY) LTD, HEIDELBERG	1 CL	15.8	R 144.00 /kg	
T BARRY FARMING (PTY) LTD, HEIDELBERG	11 BF	17.3	R 140.60 /kg	 
T BARRY FARMING (PTY) LTD, HEIDELBERG	6 AF	17.5	R 140.00 /kg	 
T BARRY FARMING (PTY) LTD, HEIDELBERG	2 DL	15.3	R 138.00 /kg	 
DUIKER BOERDERY (EDMS) BPK, BREDASDORP	1 BH	17.2	R 133.00 /kg	
T BARRY FARMING (PTY) LTD, HEIDELBERG	6 CF	17.1	R 130.20 /kg	 
DC HUMAN JNR, BREDASDORP	4 CH	17.5	R 129.10 /kg	
DUIKER BOERDERY (EDMS) BPK, BREDASDORP	1 CH	17.7	R 127.10 /kg	
DASBERG BOERDERY, SWELLENDAM	1 CF	17.3	R 124.00 /kg	
DASBERG BOERDERY, SWELLENDAM	1 CFY	17.3	R 124.00 /kg	





### VRYSTAAT / FREE STATE

EKSTEEN LANDGOED, FOURIESBURG	1 CH	16.5	R 140.00 /kg	
EKSTEEN LANDGOED, FOURIESBURG	8 BF	18.7	R 112.00 /kg	
ROOIKOP BEEF CC, LADYBRAND	1 CL	18.6	R 103.10 /kg	
EKSTEEN LANDGOED, FOURIESBURG	2 CF	18.4	R 103.00 /kg	
ROOIKOP BEEF CC, LADYBRAND	1 EL	17.4	R 100.00 /kg	

### OOS-KAAP / EASTERN CAPE

KENNETH BIGGS TRUST, JANSENVILLE	1 CL	17.4	R 134.00 /kg	
BLUE CRANE WOOL, SOMERSET-OOS / EAST	1 CL	17	R 130.00 /kg	
GP JOUBERT, BURGERSDORP	5 DH	17	R 126.00 /kg	
KENNETH BIGGS TRUST, JANSENVILLE	1 DL	16.8	R 125.00 /kg	
BLUE CRANE WOOL, SOMERSET-OOS / EAST	1 DL	17.1	R 124.10 /kg	
BM SEPHTON, BARKLY-OOS / EAST	3 BMY	17.9	R 124.10 /kg	
LOWMAR PTY (LTD), CRADOCK	2 BH	18	R 114.90 /kg	
GP JOUBERT, BURGERSDORP	3 BMY	18.1	R 112.10 /kg	
GP JOUBERT, BURGERSDORP	9 CH	17.9	R 110.90 /kg	
KENNETH BIGGS TRUST, JANSENVILLE	3 BF	18.9	R 110.10 /kg	

## NOORD-KAAP / NORTHERN CAPE

PJA VAN DER MERWE, RICHMOND	1 BH	16.7	R 133.10 /kg	
H VILJOEN, RICHMOND	2 AH	17.6	R 132.10 /kg	
H VILJOEN, RICHMOND	2 BH	17.5	R 131.10 /kg	
JJ VICTOR, VICTORIA-WES / WEST	1 BH	17.1	R 130.10 /kg	
ENSEMBLE TRADING 175 (PTY) LTD, COLESBERG	1 CL	17	R 130.00 /kg	
EDUAN VILJOEN BOERDERY, RICHMOND	1 CL	17.7	R 123.10 /kg	
EDUAN VILJOEN BOERDERY, RICHMOND	1 BL	17.7	R 122.00 /kg	
MIDDLEMOUNT TRUST, RICHMOND	1 BBH	18.1	R 118.20 /kg	
JJ VICTOR, VICTORIA-WES / WEST	4 AH	17.8	R 118.10 /kg	
BLAAUWBOSCHDAM TRUST, DE AAR	2 BH	19.2	R 111.10 /kg	

## GAUTENG

CAVALIER FEEDERS (PTY) LTD, CULLINAN	9 DL	17.6	R 113.00 /kg
CAVALIER FEEDERS (PTY) LTD, CULLINAN	12 CL	17.8	R 112.80 /kg
CAVALIER FEEDERS (PTY) LTD, CULLINAN	8 DL	17.4	R 110.00 /kg
CAVALIER FEEDERS (PTY) LTD, CULLINAN	10 DL	17.5	R 108.00 /kg
CAVALIER FEEDERS (PTY) LTD, CULLINAN	10 DL	17.7	R 106.00 /kg
CAVALIER FEEDERS (PTY) LTD, CULLINAN	5 BH	18	R 103.20 /kg
CAVALIER FEEDERS (PTY) LTD, CULLINAN	13 CL	18	R 102.00 /kg
CAVALIER FEEDERS (PTY) LTD, CULLINAN	13 CL	18.1	R 100.00 /kg
CAVALIER FEEDERS (PTY) LTD, CULLINAN	16 BH	18.2	R 100.00 /kg

*Namens OVK, baie geluk!*

*On behalf of OVK, congratulations!*

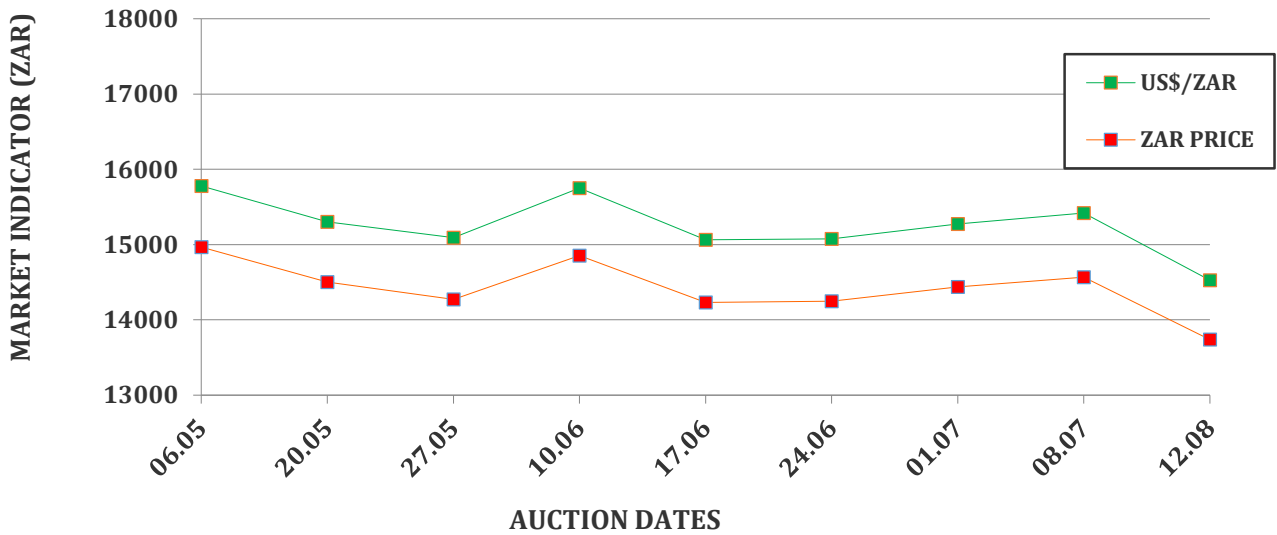
**Pierre de Lange - Wolbemarkingsbestuurder / Wool Marketing Manager**



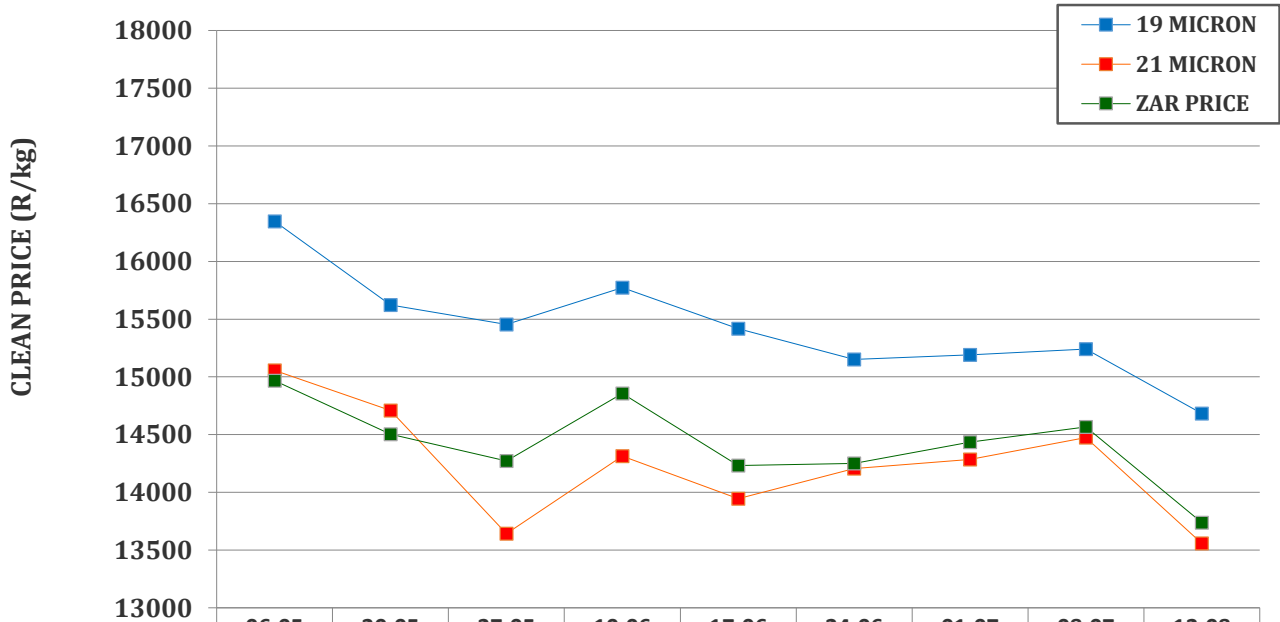
### SA WOOL MARKET INDICATOR MOVEMENT IN ZAR AND US\$ TERMS SA WOLMARKAANWYSER IN ZAR EN US\$ TERME

DATES	06.05	20.05	27.05	10.06	17.06	24.06	01.07	08.07	12.08
19 MICRON	16347	15622	15453	15772	15417	15151	15192	15240	14683
21 MICRON	15056	14708	13643	14313	13945	14205	14286	14474	13558
ZAR PRICE	14967	14503	14272	14855	14233	14250	14436	14566	13738
US\$ PRICE	812	801	819	896	831	825	840	855	789
US\$/ZAR	18.44	18.11	17.43	16.58	17.13	17.27	17.19	17.04	17.41
CAT NO	CV26	CV27(1)	CV27(2)	CV28	CV29	CV30	CV31	CV32	CA01

**SA WOOL MARKET INDICATOR MOVEMENT IN ZAR AND USD TERMS  
(FOR ±3 MONTHS PERIOD)**



**PRICE MOVEMENT FOR GOOD QUALITY WOOL PER MICRON :  
2020/21 SEASON SOUTH AFRICAN NATIONAL SALE INDICATOR PRICE**



	06.05	20.05	27.05	10.06	17.06	24.06	01.07	08.07	12.08
19 MICRON	16347	15622	15453	15772	15417	15151	15192	15240	14683
21 MICRON	15056	14708	13643	14313	13945	14205	14286	14474	13558
ZAR PRICE	14967	14503	14272	14855	14233	14250	14436	14566	13738