

**VEILINGSDATUM / AUCTION DATE**

13.10.2021

KATALOGUS / CATALOGUE

CB09

Tel: +27 41 406 7500

Faks/Fax: +27 41 486 1325

e-Pos/Mail: woolmarketing@ovk.co.zaWeb: www.ovk.co.za**WOLMARKVERSLAG / WOOL MARKET REPORT****13 OKTOBER / OCTOBER 2021****MARKANALISE**

Die 9de wolveiling van die 2021/2022 seisoen, het op 13 Oktober plaasgevind. Die Cape Wools Merino aanwyser het met 0.1% gedaal teenoor die vorige veiling en teen 'n skoonprys van R163.22/kg gesluit. Die Australiese EMI het ook verswak met 1.2% teenoor die vorige veiling. Die Rand het, ooreenstemmend dieselfde tyd van die vorige veiling, 1.6% sterker verhandel teen die VSA Dollar en ook 1.6% versterk teen die Euro. Die grootste daling van 4.3% op hierdie veiling, was in die 20.0 mikron segment. G. Modiano SA het op hierdie veiling die grootste hoeveelheid bale gekoop, gevolg deur Lempriere SA, Standard Wool SA en Stucken & Co. Daar is in totaal 7 770 bale aangebied, waarvan 96.2% verkoop is. Op die OVK veiling is 2 623 bale aangebied, waarvan 91.8% verkoop is. Die hoogste prys op die OVK veiling, van R246.00/kg, is behaal vir 'n 3 baal lot BH van 16.7 mikron, uit die skeersel van Doringkuil Boerdery Trust, in die Steynsburg distrik. Die koper was Standard Wool SA. Baie geluk met hierdie prestasie!

VOORUITSIGTE

Ten spyte van die verswakking in die Australiese wolmark en die versterking van die Rand teenoor die vernaamste geldeenhede, het die Suid-Afrikaanse wolmark steeds 'n relatief goeie vertoning gelver en sywaarts verhandel. Die meerderheid van die aanbieding het bestaan uit fynere Merinowol, met dieselfde volumes medium en lang wol, waarvan 36.2% bestaan het uit volhoubaar gesertifiseerde wol. Dit het weereens gesorg vir gesonde kompetisie tussen kopers, wat bygedra het tot die positiewe vertoning van die mark. Ons nooi weereens produsente uit om te skakel met OVK, om u by te staan in die RWS sertifiseringsproses, want naspeurbaarheid is 'n tendens van die toekoms wat gekom het om te bly. Wol ontvang in die makelaars se store hierdie week, is 9.0% laer, vergeleke die ooreenstemmende tyd van die vorige seisoen. Die volgende veiling is geskeduleer vir 20 Oktober 2021, waar sowat 8 680 bale aangebied sal word. Inweeg vir die laaste veiling van 2021, sluit op 3 November 2021. Dit sal vir katalogus CB16 wees.

OVK bied voorskotte op vesel wat by ons gelewer word, asook produksielenings. Skakel gerus die OVK Veselkantoor in Port Elizabeth of u Tegnieuse Veldbeampte vir meer inligting. Vind ook meer uit oor die opwindende nuwe kommissiestruktuur op vesel bemark deur OVK. Produsente word ook herinner aan die lojaliteitskema van OVK, waar boere beloon word met 23.9 sent vir elke kilogram vesel wat deur OVK bemark word.

MARKET ANALYSES

The 9th wool auction of the 2021/2022 season, took place on 13 October. The Cape Wools Merino indicator traded 0.1% lower, compared to the previous sale and closed at a clean price of R163.22/kg. The Australian EMI also decreased by 1.2%, compared to the previous sale. The Rand traded 1.6% stronger against the US Dollar and also gained 1.6% to the Euro, compared to the previous auction. The largest decrease on this auction, of 4.3%, was in the 20.0 micron segment. G. Modiano SA was the major buyer on this auction, followed by Lempriere SA, Standard Wool SA and Tianyu SA. A total of 7 770 bales were on offer, of which 96.2% was sold. On the OVK auction 2 623 bales were offered, of which 91.8% was sold. The highest price on the OVK auction, of R246.00/kg, was achieved for a 3 bale lot BH of 16.7 microns, from the clip of Doringkuil Boerdery Trust, from the Steynsburg district. The buyer was Standard Wool SA. Congratulations on this achievement!

FORECAST















Despite the weakening of the Australian wool market and the strengthening of the Rand, against the most important currencies, the South African wool market still provided a relatively good performance and traded sideways. The majority of the offering consisted of finer Merino wool, with the same volumes of medium and longer length wools, of which 36.2%, consisted of sustainable certified wool. That was again the reason for healthy competition amongst buyers, which contributed to the positive performance of the market. We again invite farmers to contact OVK for assistance in the RWS certification process, because traceability is a future tendency, that came to stay. The receipt of wool in the brokers' stores this week is 9.0% lower, compared to the same time of the previous season. The next auction is scheduled for 20 October 2021, where approximately 8 680 bales will be on offer. Weigh-in for the last auction of 2021, will close on 3 November 2021. That will be for catalogue CB16.

OVK offer advances on fibre delivered in PE, as well as production loans. Please contact OVK Fibre's office in Port Elizabeth or your Technical Field Officer for more information. Please enquire about OVK's exciting new commission structure on fibre marketed by OVK. Producers must also bear in mind that OVK's loyalty scheme awards farmers 23.9 cents per kilogram on fibre marketed by OVK.

SUID-AFRIKA / SOUTH AFRICA

SUID-AFRIKA / SOUTH AFRICA					KOPERS / BUYERS %			
AANBOD OFFER	VERKOPE CLEARED	VERKOOP SOLD	BEWEGING MOVEMENT	MARKAANWYSER MARKET INDICATOR	Stucken	16.0%	Stand W	19.8%
7 770	7 471	96.2%	-0.1%	16322	Seg Mas	6.6%	Tianyu SA	9.0%
VOLGENDE VEILING / NEXT AUCTION					Modiano	25.6%		
datum / date	aanbod / offer		opmerkings / remarks		Lempriere	21.3%		
20.10.2021	±8 680		-		New Eng	1.7%		
AWEX 08.10.2021 AUSTRALIë / AUSTRALIA					WISSELKOERS / EXCHANGE RATE (ZAR)			
AWEX 13.10.2021					GELDEENHEID CURRENCY		DATUM / DATE	
AANBOD OFFER	VERKOPE CLEARED	VERKOOP SOLD	BEWEGING MOVEMENT	EMI (AU\$) MARKET INDICATOR			06.10	13.10
35 343	31 318	88.6%	1.2%	1 323	VSA / USA \$		15.11	14.86
Totale aanbod volgende week / Total offering next week					AUD \$		10.92	10.90
±42 755					EURO		17.43	17.15
					STERLING		20.44	20.27

TOP TIEN - TOP TEN

DORINGKUIL BOERDERY TRUST, STEYNSBURG	3 BH	16.7	R	246.00 /kg	
BG VILJOEN, SWELLENDAM	3 AFY	17.4	R	231.00 /kg	 
BG VILJOEN, SWELLENDAM	5 AAFY	17.3	R	228.10 /kg	 
DIE HOEK BOERDERY, BURGERSDORP	2 BFFH	16.9	R	221.10 /kg	 
FBC VILJOEN BOERDERY, SWELLENDAM	4 CL	17.1	R	220.30 /kg	 
FBC VILJOEN BOERDERY, SWELLENDAM	1 DL	16.9	R	218.10 /kg	 
FBC VILJOEN BOERDERY, SWELLENDAM	2 BFY	17.4	R	217.60 /kg	 
DIE HOEK BOERDERY, BURGERSDORP	4 AFFH	17.6	R	213.00 /kg	 
DORINGKUIL BOERDERY TRUST, STEYNSBURG	3 AH	17.5	R	209.00 /kg	
FBC VILJOEN BOERDERY, SWELLENDAM	3 AFY	18.0	R	208.10 /kg	 

OOS-KAAP / EASTERN CAPE

DORINGKUIL BOERDERY TRUST, STEYNSBURG	3 BH	16.7	R	246.00 /kg	
DIE HOEK BOERDERY, BURGERSDORP	2 BFFH	16.9	R	221.10 /kg	 
DIE HOEK BOERDERY, BURGERSDORP	4 AFFH	17.6	R	213.00 /kg	 
DORINGKUIL BOERDERY TRUST, STEYNSBURG	3 AH	17.5	R	209.00 /kg	
RH FREWEN & SONS, BURGERSDORP	3 AMH	18.3	R	188.00 /kg	 
DIE SCB TRUST, GRAHAMSTOWN	1 BH	17.3	R	184.00 /kg	
DIE SCB TRUST, GRAHAMSTOWN	1 AH	17.6	R	175.00 /kg	
DORINGKUIL BOERDERY TRUST, STEYNSBURG	1 C	17.4	R	171.50 /kg	
DIE HOEK BOERDERY, BURGERSDORP	1 CFFH	17.7	R	171.00 /kg	
RIKUS DU PREEZ BOERDERY, HUMANSDORP	1 DDMY	18.1	R	156.10 /kg	

WES-KAAP / WESTERN CAPE

BG VILJOEN, SWELLENDAM	3 AFY	17.4	R	231.00 /kg	
BG VILJOEN, SWELLENDAM	5 AAFY	17.3	R	228.10 /kg	 
FBC VILJOEN BOERDERY, SWELLENDAM	4 CL	17.1	R	220.30 /kg	 
FBC VILJOEN BOERDERY, SWELLENDAM	1 DL	16.9	R	218.10 /kg	
FBC VILJOEN BOERDERY, SWELLENDAM	2 BFY	17.4	R	217.60 /kg	 
FBC VILJOEN BOERDERY, SWELLENDAM	3 AFY	18.0	R	208.10 /kg	 
BG VILJOEN, SWELLENDAM	1 CF	17.5	R	207.00 /kg	 
FBC VILJOEN BOERDERY, SWELLENDAM	3 AAFY	18.1	R	205.60 /kg	 
FBC VILJOEN BOERDERY, SWELLENDAM	2 CF	17.6	R	205.00 /kg	 
BG VILJOEN, SWELLENDAM	3 CL	17.5	R	202.80 /kg	

NOORD-KAAP / NORTHERN CAPE

KALKBULT BOERDERY, DE AAR	1 CL	17.5	R	198.00 /kg	
KALKBULT BOERDERY, DE AAR	1 BH	17.6	R	197.00 /kg	
FBC VILJOEN BOERDERY, BRITSTOWN	2 CFY	17.4	R	195.10 /kg	
FBC VILJOEN BOERDERY, BRITSTOWN	1 CL	17.0	R	181.50 /kg	
DN VAN ZYL, VICTORIA-WES / WEST	1 CL	16.8	R	179.00 /kg	
VONDELING LANDGOED, CALVINIA	4 BMY	17.8	R	174.60 /kg	 
KOMPENJON BOERDERY, CALVINIA	3 BMY	18.1	R	170.00 /kg	 
KOMPENJON BOERDERY, CALVINIA	1 BKS	18.4	R	170.00 /kg	
FBC VILJOEN BOERDERY, BRITSTOWN	1 BFY	18.5	R	169.90 /kg	 
WCN DU TOIT JNR, BRITSTOWN	3 AFY	18.1	R	169.00 /kg	

VRYSTAAT / FREE-STATE

METSI A MATLA, ROUXVILLE	2 BH	17.6	R	180.00 /kg
HEYDALE, ROUXVILLE	2 CMY	18.6	R	171.10 /kg
WEIVELD BOERDERY, ROUXVILLE	2 BH	18.7	R	166.70 /kg
WN NEL, ROUXVILLE	2 BBFH	18.1	R	162.60 /kg
METSI A MATLA, ROUXVILLE	1 CH	17.5	R	161.10 /kg
WEIVELD BOERDERY, ROUXVILLE	1 CL	18.7	R	152.10 /kg
HEYDALE, ROUXVILLE	1 C	18.8	R	150.00 /kg
JK VAN HASSELT, ZASTRON	2 BH	18.4	R	147.90 /kg
WEIVELD BOERDERY, ROUXVILLE	3 BFY	19.4	R	146.10 /kg
HEYDALE, ROUXVILLE	2 CL	18.9	R	145.00 /kg



MPUMULANGA

AC SMIT, CAROLINA	2 CFF	17.4	R	175.00 /kg
E SMIT, CAROLINA	1 BFF	18.0	R	162.80 /kg
HENDRIK COMBRINK TRUST, CAROLINA	1 CL	16.5	R	162.00 /kg
A SMIT VAN NIEKERK, CAROLINA	4 CF	16.3	R	160.00 /kg
A SMIT VAN NIEKERK, CAROLINA	1 CFY	15.9	R	151.00 /kg
LAKENVLEI BOERDERY, BELFAST	1 CH	18.4	R	150.50 /kg
HENDRIK COMBRINK TRUST, CAROLINA	2 BH	17.4	R	150.00 /kg
E SMIT, CAROLINA	9 BF	17.4	R	147.00 /kg
JN BOSHOFF, MIDDELBURG	13 CL	17.9	R	140.10 /kg
E SMIT, CAROLINA	3 C	16.7	R	139.00 /kg



SINETHEMBA MAFAMA (CISKEI/TRANSKEI)

BLIKANA SHEARING SHED, HERSCHEL	1 CH	17.9	R	146.10 /kg
BLIKANA SHEARING SHED, HERSCHEL	3 BH	18.3	R	124.40 /kg
BLIKANA SHEARING SHED, HERSCHEL	7 AM	20.0	R	98.50 /kg
BLIKANA SHEARING SHED, HERSCHEL	3 BM	19.8	R	98.00 /kg

LESOTHO

TOP THRIVE HOLDINGS, LERIBE	1 BH	18.7	R	122.00 /kg
TOP THRIVE HOLDINGS, LERIBE	3 CH	18.4	R	121.30 /kg
TOP THRIVE HOLDINGS, LERIBE	8 AH	19.1	R	106.00 /kg
TOP THRIVE HOLDINGS, LERIBE	1 CF	19.4	R	94.10 /kg

Namens OVK, baie geluk!

On behalf of OVK, congratulations!

Pierre de Lange - Wolbemarkingsbestuurder / Wool Marketing Manager



SA WOOL MARKET INDICATOR MOVEMENT IN ZAR AND US\$ TERMS

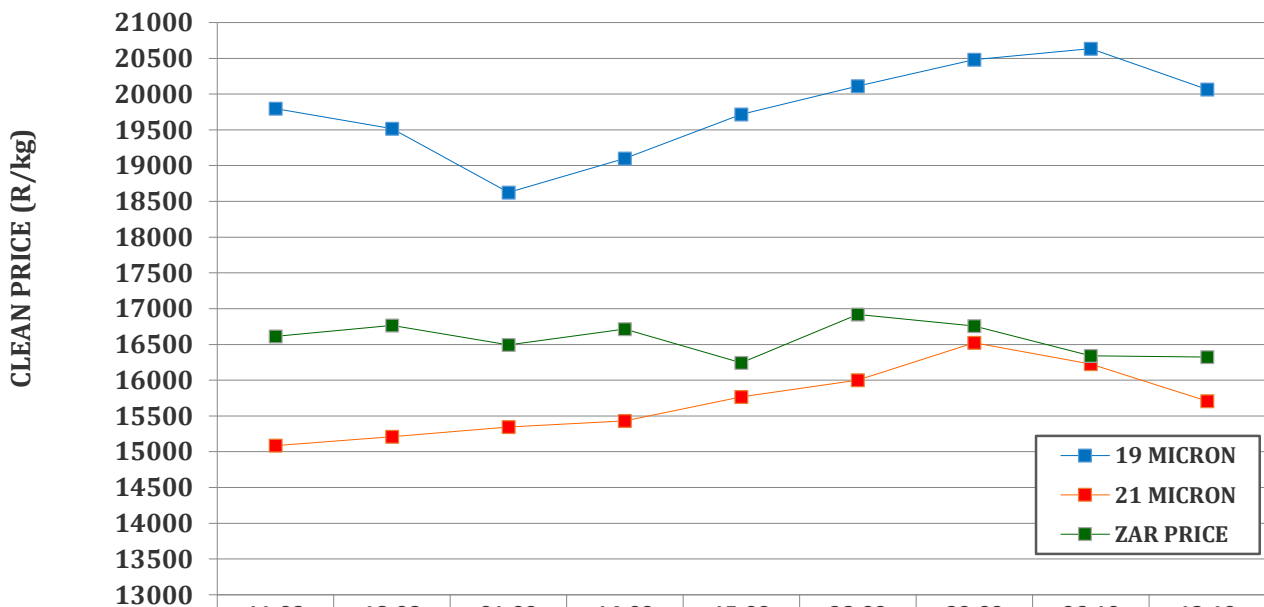
SA WOLMARKAANWYSER IN ZAR EN US\$ TERME

DATES	11.08	18.08	01.09	14.09	15.09	28.09	29.09	06.10	13.10
19 MICRON	19795	19517	18625	19101	19716	20112	20480	20635	20065
21 MICRON	15085	15211	15345	15429	15768	15999	16523	16225	15709
ZAR PRICE	16613	16764	16495	16716	16243	16919	16757	16340	16322
US\$ PRICE	1126	1128	1145	1181	1138	1126	1117	1082	1098
US\$/ZAR	14.75	14.86	14.40	14.16	14.27	15.03	15.01	15.11	14.86
CAT NO	CB01	CB02	CB03	CB04	CB05	CB06	CB07	CB08	CB09

**SA WOOL MARKET INDICATOR MOVEMENT IN ZAR AND USD TERMS
(FOR ±3 MONTHS PERIOD)**



**PRICE MOVEMENT FOR GOOD QUALITY WOOL PER MICRON :
2020/21 SEASON SOUTH AFRICAN NATIONAL SALE INDICATOR PRICE**



	11.08	18.08	01.09	14.09	15.09	28.09	29.09	06.10	13.10
19 MICRON	19795	19517	18625	19101	19716	20112	20480	20635	20065
21 MICRON	15085	15211	15345	15429	15768	15999	16523	16225	15709
ZAR PRICE	16613	16764	16495	16716	16243	16919	16757	16340	16322