

**VEILINGSDATUM / AUCTION DATE**

03.11.2021

KATALOGUS / CATALOGUE

CB12

Tel: +27 41 406 7500**Faks/Fax:** +27 41 486 1325**e-Pos/Mail:** woolmarketing@ovk.co.za**Web:** www.ovk.co.za**WOLMARKVERSLAG / WOOL MARKET REPORT****3 NOVEMBER 2021****MARKANALISE**

Die 12de wolveiling van die 2021/2022 seisoen, het op 3 November plaasgevind. Die Cape Wools Merino aanwyser het met 3.3% gestyg teenoor die vorige veiling en teen 'n skoonprys van R173.88/kg gesluit. Die Australiese EMI het ook met 1.1% gestyg teenoor die vorige veiling. Die Rand het, ooreenstemmend dieselfde tyd van die vorige veiling, 3.1% swakker verhandel teen die VSA Dollar en ook 2.9% verswak teen die Euro. Die grootste verandering die week, was in die 19.5 mikron segment, met 'n styging van 4.9%. G. Modiano SA het op hierdie veiling die grootste hoeveelheid bale gekoop, gevolg deur Lempriere SA, Standard Wool SA en Tianyu SA. Daar is in totaal 8 828 bale aangebied, waarvan 98.1% verkoop is. Op die OVK veiling is 2 562 bale aangebied, waarvan 98.8% verkoop is. Die hoogste prys op die OVK veiling, van R224.90/kg, is behaal vir 'n 1 baal lot BH van 16.9 mikron, uit die skeersel van JH du Plessis van die Trompsburg distrik. Die koper was Segard Masurel SA. Baie geluk met hierdie prestasie!

VOORUITSIGTE

Die verbetering in die Suid-Afrikaanse kan toegeskryf word aan die verbeter in die Australiese wolmark en die verswakking van die Rand teenoor die vernaamste geldeenheede. Wol ontvang in die makelaars se store hierdie week, is 13.3% laer, vergeleke die ooreenstemmende tyd van die vorige seisoen. Volhoubaar gesertifiseerde (RWS), goeie kwaliteit Merinowol, het weereens goeie aandag geniet op die veiling en ver beter presteer as die mark gemiddelde, wat gesonde kompetisie tussen kopers tot gevolg gehad het. Ons nooi weereens produsente uit om te skakel met OVK, om u by te staan in die RWS sertifiseringsproses, want naspeurbaarheid is 'n tendens van die toekoms wat gekom het om te bly. Die volgende veiling is geskeduleer vir 10 November 2021, waar sowat 9 170 bale aangebied sal word. Die laaste veiling van 2021, vind op 1 Desember 2021. Dit sal vir katalogus CB16 wees.

OVK bied voorskotte op vesel wat by ons gelewer word, asook produksielenings. Skakel gerus die OVK Veselkantoor in Port Elizabeth of u Tegnieuse Veldbeampte vir meer inligting. Vind ook meer uit oor die opwindende nuwe kommissiestruktuur op vesel bemark deur OVK. Produsente word ook herinner aan die lojaliteitskema van OVK, waar boere beloon word met 23.9 sent vir elke kilogram vesel wat deur OVK bemark word.

MARKET ANALYSES

The 12th wool auction of the 2021/2022 season, took place on 3 November. The Cape Wools Merino indicator traded 3.3% higher, compared to the previous sale and closed at a clean price of R173.88/kg. The Australian EMI also increased by 1.1% though, compared to the previous sale. The Rand traded 3.1% weaker against the US Dollar and also lost 2.9% to the Euro, compared to the previous auction. The largest movement on this auction, was an increase of 4.9%, in the 19.5micron segment. G. Modiano SA was the major buyer on this auction, followed by Lempriere SA, Standard Wool SA and Tianyu SA. A total of 8828 bales were on offer, of which 98.1% was sold. On the OVK auction 2 562 bales were offered, of which 98.8% was sold. The highest price on the OVK auction, of R224.90/kg, was achieved for a 1 bale lot BH of 16.9 microns, from the clip of JH du Plessis, from the Trompsburg district. The buyer was Segard Masurel SA. Congratulations on this achievement!

FORECAST

The improvement in the South African wool market can be attributed to the increase of the Australian wool market and the weakening of the Rand against the most important currencies. The receipt of wool in the brokers' stores this week, is 13.3% lower, compared to the same time of the previous season. Sustainable certified (RWS), good quality Merino wool, again enjoyed good attention on the auction and outperformed the market, with healthy competition amongst buyers. We again invite farmers to contact OVK for assistance in the RWS certification process, because traceability is a future tendency, that came to stay. The next auction is scheduled for 10 November 2021, where approximately 9 170 bales will be on offer. The last auction of 2021, will be on 1 December 2021. That will be for catalogue CB16.

OVK offer advances on fibre delivered in PE, as well as production loans. Please contact OVK Fibre's office in Port Elizabeth or your Technical Field Officer for more information. Please enquire about OVK's exciting new commission structure on fibre marketed by OVK. Producers must also bear in mind that OVK's loyalty scheme awards farmers 23.9 cents per kilogram on fibre marketed by OVK.


SUID-AFRIKA / SOUTH AFRICA

AANBOD OFFER	VERKOPE CLEARED	VERKOOP SOLD	BEWEGING MOVEMENT	MARKAANWYSER MARKET INDICATOR
8 828	8 658	98.1%	3.3%	17388
VOLGENDE VEILING / NEXT AUCTION				
datum / date	aanbod / offer		opmerkings / remarks	
10.11.2021	±9 170		-	
AWEX 28.10.2021 AUSTRALIË / AUSTRALIA			AWEX 03.11.2021	
AANBOD OFFER	VERKOPE CLEARED	VERKOOP SOLD	BEWEGING MOVEMENT	EMI (AU\$) MARKET INDICATOR
40 860	32 302	79.1%	1.1%	1 347
Totale aanbod volgende week / Total offering next week				
±40 276				

KOPERS / BUYERS %

Stucken	10.4%	Stand W	15.3%
Seg Mas	4.6%	Tianyu SA	13.0%
Modiano	29.8%		
Lempriere	25.5%		
New Eng	1.4%		
WISSELKOERS / EXCHANGE RATE (ZAR)			
GELDEENHEID CURRENCY		DATUM / DATE	
		27.10	03.11
VSA / USA \$		14.95	15.41
AUD \$		11.23	11.47
EURO		17.35	17.85
STERLING		20.35	20.93












TOP TIEN - TOP TEN

JH DU PLESSIS, TROMPSBURG	1 BH	16.9	R	224.90 /kg	 
LEEUKRAAL BOERDERY, MOLTENO	2 BH	17.3	R	223.10 /kg	 
JH DU PLESSIS, TROMPSBURG	1 AH	17.1	R	219.20 /kg	
WC DU PLESSIS, TROMPSBURG	1 AH	17.5	R	213.00 /kg	
T BARRY FARMING, HEIDELBERG (C/K)	13 BF	17.7	R	207.60 /kg	 
DIE KERNEELS GREYLING TST, WAKKERSTROOM	4 BH	15.3	R	207.10 /kg	
WC DU PLESSIS, TROMPSBURG	1 BH	16.9	R	205.00 /kg	
T BARRY FARMING, HEIDELBERG (C/K)	6 CF	17.2	R	203.60 /kg	 
T BARRY FARMING, HEIDELBERG (C/K)	1 BFY	16.8	R	200.60 /kg	
JH DU PLESSIS, TROMPSBURG	3 BKS	17.8	R	186.10 /kg	





VRYSTAAT / FREE-STATE

JH DU PLESSIS, TROMPSBURG	1 BH	16.9	R	224.90 /kg	 
JH DU PLESSIS, TROMPSBURG	1 AH	17.1	R	219.20 /kg	
WC DU PLESSIS, TROMPSBURG	1 AH	17.5	R	213.00 /kg	
WC DU PLESSIS, TROMPSBURG	1 BH	16.9	R	205.00 /kg	
JH DU PLESSIS, TROMPSBURG	3 BKS	17.8	R	186.10 /kg	
BIBBEY BOERDERY TRUST, FRANKFORT	6 CL	16.9	R	184.50 /kg	
RENE DU PLESSIS, TROMPSBURG	1 BKS	18.5	R	175.00 /kg	
JH DU PLESSIS, TROMPSBURG	1 BF	18.1	R	174.00 /kg	 
BIBBEY BOERDERY TRUST, FRANKFORT	1 CH	17.0	R	173.10 /kg	
BIBBEY BOERDERY TRUST, FRANKFORT	3 BL	17.7	R	171.80 /kg	

OOS-KAAP / EASTERN CAPE

LEEUKRAAL BOERDERY, MOLTENO	2 BH	17.3	R	223.10 /kg	 
JM LE ROES, GRAAFF-REINET	1 AMY	17.6	R	179.20 /kg	
KANA BOERDERY, MIDDELBURG	1 BL	17.8	R	170.10 /kg	
WATERFALL TRUST, STUTTERHEIM	1 BBM	18.7	R	170.10 /kg	 
WATERFALL TRUST, STUTTERHEIM	1 DF	17.1	R	170.00 /kg	
WATERFALL TRUST, STUTTERHEIM	1 CF	18.1	R	162.00 /kg	 
WATERFALL TRUST, STUTTERHEIM	1 BF	18.7	R	160.20 /kg	 
WATERFALL TRUST, STUTTERHEIM	1 DMY	17.9	R	158.90 /kg	
CA DAVENPORT, STEYNSBURG	2 CMY	18.2	R	157.00 /kg	
KANA BOERDERY, MIDDELBURG	1 AH	17.9	R	153.80 /kg	

WES-KAAP / WESTERN CAPE

T BARRY FARMING, HEIDELBERG	13 BF	17.7	R	207.60 /kg	 
T BARRY FARMING, HEIDELBERG	6 CF	17.2	R	203.60 /kg	 
T BARRY FARMING, HEIDELBERG	1 BFY	16.8	R	200.60 /kg	
JJ HUMAN, BREDASDORP	1 CL	17.4	R	183.00 /kg	
N LOUBSER, SWELLENDAM	1 DM	17.7	R	166.90 /kg	
N LOUBSER, SWELLENDAM	10 CMY	18.2	R	165.20 /kg	
ELANDSDRIFT TRUST, BREDASDORP	2 AMY	18.5	R	164.00 /kg	
JJ HUMAN, BREDASDORP	2 BL	18.4	R	153.10 /kg	 
JP DE VILLIERS, BREDASDORP	2 BH	18.2	R	152.30 /kg	
QUARRIE BOERDERY, BREDASDORP	4 BMY	19.9	R	148.60 /kg	 

MPUMULANGA

DIE KERNEELS GREYLING TST, WAKKERSTROOM	4 BH	15.3	R	207.10 /kg
DIE KERNEELS GREYLING TST, WAKKERSTROOM	7 DL	15.3	R	140.40 /kg
TIBAYA FARMING PROJECT, CAROLINA	1 BM	17.5	R	139.40 /kg
TIBAYA FARMING PROJECT, CAROLINA	7 BM2	17.0	R	135.00 /kg
JP MEYER JNR, MIDDELBURG	2 AM	18.8	R	128.10 /kg
MJ UYS, BELFAST	4 CM	18.8	R	124.00 /kg
MJ UYS, BELFAST	1 DL	17.5	R	119.90 /kg
JNH BOERDERY, VOLKSRUST	1 BM	19.2	R	116.90 /kg

SINETHEMBA MAFAMA (CISKEI/TRANSKEI)

ROCKLIFF SHEARING SHED, HERSCHEL	1 BH	17.2	R	160.00 /kg
ROCKLIFF SHEARING SHED, HERSCHEL	1 AH	18.0	R	154.00 /kg
LD BOBORE, MALUTI	2 CF	18.7	R	138.10 /kg
LD BOBORE, MALUTI	1 BF	19.1	R	134.10 /kg
MAGADLA WGA, MALUTI	1 AH	18.9	R	128.30 /kg
MAGADLA WGA, MALUTI	2 BH	18.9	R	126.60 /kg
LD BOBORE, MALUTI	4 BKS	19.4	R	122.00 /kg
LD BOBORE, MALUTI	3 AF	19.6	R	121.90 /kg
PA HARRIS, MALUTI	2 AF	19.6	R	121.20 /kg
HM GUNUZA, XALANGA	4 AM	19.8	R	115.30 /kg

NOORD-KAAP / NORTHERN CAPE

CJ NOLTE, VICTORIA-WES / WEST	1 CFY	17.5	R	155.00 /kg
CJ NOLTE, VICTORIA-WES / WEST	4 CF	17.8	R	148.10 /kg
CJ NOLTE, VICTORIA-WES / WEST	1 BFY	18.1	R	144.10 /kg
CJ NOLTE, VICTORIA-WES / WEST	3 DL	16.1	R	135.10 /kg
CJ NOLTE, VICTORIA-WES / WEST	2 BKS	18.0	R	129.00 /kg
CJ NOLTE, VICTORIA-WES / WEST	2 AAM	19.5	R	123.20 /kg
CA DU PLESSIS, SUTHERLAND	2 AM	20.8	R	104.10 /kg
CA DU PLESSIS, SUTHERLAND	2 AFY	21.3	R	103.10 /kg

LESOTHO

TOP THRIVE HOLDINGS, LERIBE	1 CH	17.7	R	135.00 /kg
TOP THRIVE HOLDINGS, LERIBE	1 CH	17.8	R	130.40 /kg
TOP THRIVE HOLDINGS, LERIBE	2 BH	18.3	R	130.40 /kg
TOP THRIVE HOLDINGS, LERIBE	14 AH	18.6	R	122.10 /kg
TOP THRIVE HOLDINGS, LERIBE	10 AH	18.7	R	120.30 /kg
TOP THRIVE HOLDINGS, LERIBE	1 BH	19.0	R	110.40 /kg
TOP THRIVE HOLDINGS, LERIBE	6 AH	19.2	R	106.10 /kg
MALUTI WOOL & MOHAIR CENTRE, MASERU	10 BL	19.3	R	104.50 /kg
TOP THRIVE HOLDINGS, LERIBE	1 B	19.5	R	102.00 /kg
MALUTI WOOL & MOHAIR CENTRE, MASERU	1 ABCH	19.3	R	101.90 /kg

Namens OVK, baie geluk!

On behalf of OVK, congratulations!

Pierre de Lange - Wolbemarkingsbestuurder / Wool Marketing Manager

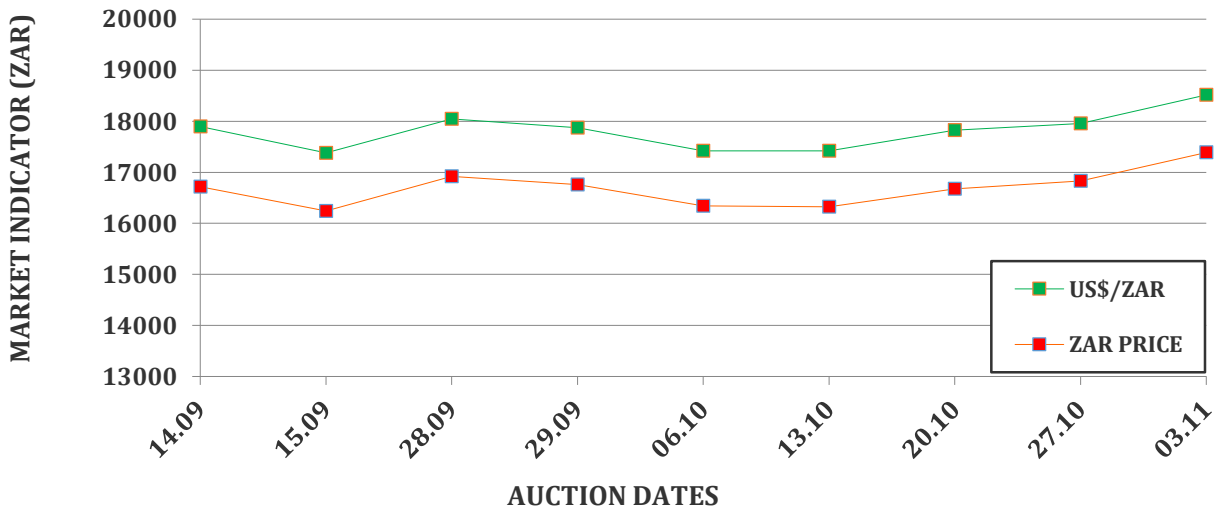


SA WOOL MARKET INDICATOR MOVEMENT IN ZAR AND US\$ TERMS

SA WOLMARKAANWYSER IN ZAR EN US\$ TERME

DATES	14.09	15.09	28.09	29.09	06.10	13.10	20.10	27.10	03.11
19 MICRON	19101	19716	20112	20480	20635	20065	20896	21425	21942
21 MICRON	15429	15768	15999	16523	16225	15709	16434	16015	16065
ZAR PRICE	16716	16243	16919	16757	16340	16322	16678	16830	17388
US\$ PRICE	1181	1138	1126	1117	1082	1098	1150	1126	1128
US\$/ZAR	14.16	14.27	15.03	15.01	15.11	14.86	14.50	14.95	15.41
CAT NO	CB04	CB05	CB06	CB07	CB08	CB09	CB10	CB11	CB12

**SA WOOL MARKET INDICATOR MOVEMENT IN ZAR AND USD TERMS
(FOR ±3 MONTHS PERIOD)**



**PRICE MOVEMENT FOR GOOD QUALITY WOOL PER MICRON :
2020/21 SEASON SOUTH AFRICAN NATIONAL SALE INDICATOR PRICE**

