


**VEILINGSDATUM / AUCTION**

23.11.2022

**KATALOGUS / CATALOGUE**

CC13

Tel: +27 41 406 7500

Faks/Fax: +27 41 486 1325

 e-Pos/Mail: [woolmarketing@ovk.co.za](mailto:woolmarketing@ovk.co.za)

 Web: [www.ovk.co.za](http://www.ovk.co.za)
**WOLMARKVERSLAG / WOOL MARKET REPORT**
**23 NOVEMBER / NOVEMBER 2022**
**MARKANALISE**

Op wolveiling CC13, het die Cape Wools Merino aanwyser met 1.2% vir nie-RWS en met 0.42% vir RWS wol gestyg, teenoor die vorige veiling en teen 'n skoonprys van R161.43/kg en R165.08/kg, onderskeidelik gesluit. Op die OVK veiling is 2 286 bale aangebied, waarvan 94.9% verkoop is. Die hoogste prys op die OVK veiling, van R190.00/kg, is behaal vir 'n 1 baal lot BH van 16.6 mikron, uit die skeersel van Rene du Plessis, vanuit die Trompsburg distrik. Die koper was Standard Wool SA. Baie geluk met hierdie prestasie!

*OVK bied voorskotte op vesel wat by ons gelewer word, asook produksielenings. Skakel gerus die OVK Veselkantoor in Port Elizabeth of u Tegnieuse Veldbeampte vir meer inligting. Producente word ook herinner aan die lojaliteitskema van OVK, waar boere beloon word met 32 sent vir elke kilogram vesel wat deur OVK bemark word.*

**MARKET ANALYSES**

On wool auction CC13, the Cape Wools Merino indicator increased by 1.2% for non-RWS and 0.42% for RWS wool, compared to the previous sale and closed at a clean price of R161.43/kg and R165.08/kg, respectively. On the OVK auction 2 286 bales were offered, of which 94.9% was sold. The highest price on the OVK auction, of R190.00/kg, was achieved for a 1 bale lot BH of 16.6 microns, from the clip of Rene du Plessis, from the Trompsburg district. The buyer was Standard Wool SA. Congratulations on this achievement!

*OVK offer advances on fibre delivered in PE, as well as production loans. Please contact the OVK Fibre offices in Port Elizabeth or your Technical Field Officer for more information. Producers must also bear in mind that the OVK loyalty scheme awards farmers 32 cents per kilogram on fibre marketed by OVK.*

**SOUTH AFRICA (NATIONAL)**

OFFER	CLEARED	SOLD	NON-RWS (CLEAN PRICE)		RWS (CLEAN PRICE)		NEXT AUCTION	
			MARKET INICATOR	MOVEMENT	MARKET INICATOR	MOVEMENT		
10 777	10 127	94.0%	R161.43	1.2%	R165.08	0.4%	30.11.2022 ±15 356	
EXCHANGE RATE (ZAR) 23.11.2022					AUSTRALIA 23.11.2022			
RATE		USA \$	17.19	AUD \$	11.43	MARKET INICATOR		1256
CHANGE			0.1%		1.0%	CHANGE		2.0%
KOPERS / BUYERS								
G MODIANO			33.2%		LEMPRIERE		11.2%	
PINNACLE FIBRES			15.3%		STUCKEN & CO		7.6%	
STANDARD WOOL			15.2%		SEGARD MASUREL		3.2%	
TIANYU			13.7%		VBC WOOL		0.6%	

**NATIONAL - PERCENTAGE DIFFERENCE BETWEEN NON-RWS AND RWS MERINO FLEECE WOOLS SOLD - AVERAGE PRICE**
**MERINO FLEECE|MF4&MF5|VM<1.6|NKT>28|>67mm|MIN OF 3 LOTS SOLD**

Micron	17.0	17.5	18.0	18.5	19.0	19.5	20.0	20.5	21.0
Non-RWS	24316	22296	20687	19342	17978	17157	16413	15733	15269
RWS	25172	24008	22185	20740	19062	17940	16929	16169	15943
%	3.52%	7.68%	7.24%	7.23%	6.03%	4.56%	3.14%	2.77%	4.41%



**TOP TEN**

RENE DU PLESSIS, TROMPSBURG	1 BH	16.6	R	190.00 /kg	
JANAR BOERDERY, TROMPSBURG	1 BH	16.4	R	185.00 /kg	
WC DU PLESSIS, TROMPSBURG	1 AH	17.1	R	180.80 /kg	
JH DU PLESSIS, TROMPSBURG	2 AFY	17.0	R	175.00 /kg	
OOS-VEE BOERDERY, REITZ	1 BH	17.7	R	172.00 /kg	
VG TROMP, VREDE	1 BH	17.2	R	170.00 /kg	
MD DU PLESSIS, STEYNSBURG	3 AH	17.8	R	169.10 /kg	
MP HAYWARD BOERDERY, NOUPOORT	1 DDFY	16.8	R	167.10 /kg	
ANDRIES JOHANNES WIID TST, HOPETOWN	2 BH	17.4	R	165.60 /kg	
RENE DU PLESSIS, TROMPSBURG	1 AFY	17.6	R	164.50 /kg	







## FREESTATE

RENE DU PLESSIS, TROMPSBURG	1 BH	16.6	R	190.00 /kg	
JANAR BOERDERY, TROMPSBURG	1 BH	16.4	R	185.00 /kg	
WC DU PLESSIS, TROMPSBURG	1 AH	17.1	R	180.80 /kg	
JH DU PLESSIS, TROMPSBURG	2 AFY	17.0	R	175.00 /kg	
OOS-VEE BOERDERY, REITZ	1 BH	17.7	R	172.00 /kg	
VG TROMP, VREDE	1 BH	17.2	R	170.00 /kg	
RENE DU PLESSIS, TROMPSBURG	1 AFY	17.6	R	164.50 /kg	
WC DU PLESSIS, TROMPSBURG	1 BM	17.6	R	153.00 /kg	
WC DU PLESSIS, TROMPSBURG	1 AFY	17.4	R	150.00 /kg	
DANLIA TRUST, REDDERSBURG	1 AH	18.0	R	149.00 /kg	
JH DU PLESSIS, TROMPSBURG	2 BKS	17.9	R	149.00 /kg	


## EASTERN CAPE

MD DU PLESSIS, STEYNSBURG	3 AH	17.8	R	169.10 /kg	
HPJ SMIT, BURGERSDORP	1 BH	16.9	R	157.00 /kg	
MD DU PLESSIS, STEYNSBURG	3 AAH	18.2	R	155.00 /kg	
FELIX FARMING, DORDRECHT	6 AF	17.4	R	150.10 /kg	
MD DU PLESSIS, STEYNSBURG	2 BKS	18.8	R	144.10 /kg	
THE TPF, KINGWILLIAMSTOWN	2 DL	16.7	R	132.10 /kg	
ROBERT CAWTHORN FAMILY TRUST, KOMGA	1 AH	17.9	R	130.50 /kg	
D&E MOSTERT PROPERTIES, ALIWAL NORTH	2 AM	18.9	R	130.00 /kg	
BREM MINNAAR FAMILY TST, GRAAFF-REINET	3 BBFF	19.5	R	130.00 /kg	
MD DU PLESSIS, STEYNSBURG	7 BM	19.9	R	129.30 /kg	

## NORTHERN CAPE

MP HAYWARD BOERDERY, NOUPOORT	1 DDFY	16.8	R	167.10 /kg	
ANDRIES JOHANNES WIID TST, HOPETOWN	2 BH	17.4	R	165.60 /kg	
MB SWIEGERS, HOPETOWN	1 BBH	17.3	R	162.00 /kg	
CORAL LAGOON INV 190, SUTHERLAND	1 BFY	17.4	R	159.00 /kg	
JJ FOURIE JNR, HOPETOWN	1 AH	18.0	R	156.00 /kg	
MB SWIEGERS, HOPETOWN	1 AH	17.3	R	155.10 /kg	
MB SWIEGERS, HOPETOWN	3 BH	17.0	R	155.00 /kg	
CORAL LAGOON INV 190, SUTHERLAND	2 AFY	17.6	R	155.00 /kg	
MP HAYWARD BOERDERY, NOUPOORT	1 CMY	17.9	R	154.10 /kg	
AH GELDENHUIS, RICHMOND	1 BMY	18.3	R	146.00 /kg	
CORAL LAGOON INV 190, SUTHERLAND	1 TDR	17.1	R	146.00 /kg	
LAM BOERDERY, HANOVER	1 AH	18.7	R	146.00 /kg	

## WESTERN CAPE

IP DU TOIT, MOORREESBURG	2 CL	18.0	R	144.00 /kg	
IP DU TOIT, MOORREESBURG	1 DL	17.4	R	137.00 /kg	
IP DU TOIT, MOORREESBURG	2 BM3	18.6	R	133.10 /kg	
BRAKKEFONTEIN BOERDERY, RIVERSDALE	3 AH	17.2	R	130.00 /kg	
IP DU TOIT, MOORREESBURG	4 AMY	19.4	R	129.50 /kg	
IP DU TOIT, MOORREESBURG	3 AM	19.1	R	128.00 /kg	
VAN IMHOFF BOERDERY, MALMESBURY	1 CM	19.9	R	127.10 /kg	
IP DU TOIT, MOORREESBURG	1 BMY	19.3	R	127.00 /kg	
VAALPLASIE TRUST, MALMESBURY	1 AMY	18.7	R	126.90 /kg	
IP DU TOIT, MOORREESBURG	10 BM	19.5	R	126.50 /kg	

## MPUMULANGA

CJ MEYER, WITBANK	1 BH	17.7	R	129.10 /kg
J VAN DYK, BALFOUR	1 CL	16.9	R	126.00 /kg
TWO PENCE BUSINESS SERVICES, BETHAL	1 BH	19.4	R	119.00 /kg
PJ VON WIELLIGH, MIDDELBURG	5 AAM	20.5	R	103.50 /kg
CJ MEYER, WITBANK	1 BF	18.5	R	100.00 /kg

## GUATENG

BLUE POINTER TRADING 294, VEREENIGING	2 BBL	17.3	R	120.00 /kg
CAVALIER FEEDERS, RANDFONTEIN	2 BH	17.2	R	116.00 /kg
CAVALIER FEEDERS, RANDFONTEIN	8 CL	17.4	R	115.00 /kg
BLUE POINTER TRADING 294, VEREENIGING	3 CL	17.0	R	114.20 /kg
BLUE POINTER TRADING 294, VEREENIGING	1 DDL	17.6	R	107.00 /kg
CAVALIER FEEDERS, RANDFONTEIN	2 AH	18.3	R	105.10 /kg
BLUE POINTER TRADING 294, VEREENIGING	1 BL	17.2	R	105.00 /kg
WJ OOSTHUIZEN, PRETORIA	1 CL	18.3	R	102.60 /kg
CAVALIER FEEDERS, RANDFONTEIN	3 DDL	18.3	R	100.00 /kg

## SINETHEMBA MAFAMA (CISKEI/TRANSKEI)

NTHWANTSO TRADING FARM, MALUTI	1 AF	19.4	R	120.00 /kg
QAWUKENI SHEARING SHED, PEDDIE	1 AAF	19.9	R	113.00 /kg
ZD NGALONKULU, PEDDIE	1 AAH	20.6	R	110.00 /kg
ZD NGALONKULU, PEDDIE	1 AM	20.2	R	109.00 /kg
QAWUKENI SHEARING SHED, PEDDIE	1 BF	19.6	R	108.00 /kg
HLOSINI FARMERS ASS, PEDDIE	3 AAM	20.2	R	106.00 /kg
M MHLONITSHWA, UMTATA	1 CM	19.5	R	103.30 /kg

## NORTH-WEST PROVINCE

DJ THERON, DELAREYVILLE	2 AM	19.3	R	111.00 /kg
DJ THERON, DELAREYVILLE	1 BM	19.2	R	109.60 /kg
LEWENDE WATER BOERDERY, LICHTENBURG	1 AH	19.3	R	102.10 /kg
LAAS & SEUN LANDGOED, DELAREYVILLE	4 DL	17.7	R	100.10 /kg
LAAS & SEUN LANDGOED, DELAREYVILLE	1 CL	18.5	R	100.00 /kg

## LESOTHO

MOLETSANE SKYLIGHT WMA, BEREA	1 CH	18.5	R	132.00 /kg
MALUTI WOOL & MOHAIR CENTRE, MASERU	1 AH	18.3	R	120.10 /kg
MOLETSANE SKYLIGHT WMA, BEREA	1 CF	19.6	R	115.00 /kg
MOLETSANE SKYLIGHT WMA, BEREA	1 BF	20.4	R	110.10 /kg
MALUTI WOOL & MOHAIR CENTRE, MASERU	1 CH	18.0	R	108.10 /kg
SS MATLOSA, BEREA	1 AFL	20.0	R	107.10 /kg
MALERE SKYLIGHT WOOL, MAFETENG	1 BF	19.4	R	105.90 /kg
MALUTI WOOL & MOHAIR CENTRE, MASERU	1 AM	20.5	R	103.00 /kg
SS MATLOSA, BEREA	1 AF	20.1	R	102.90 /kg
MALERE SKYLIGHT WOOL, MAFETENG	1 AF	20.1	R	101.10 /kg

### SA WOOL MARKET INDICATOR MOVEMENT IN ZAR - CLEAN PRICE

DATE / DATUM	28.09	05.10	12.10	19.10	26.10	02.11	09.11	23.11	23.11
ZAR PRICE (RWS)	16827	16590	17200	17962	17746	17236	16691	16449	16508
ZAR PRICE (Non-RWS)	15980	15627	16087	16757	16436	16146	15779	15948	16143
CAT NO	CC05	CC06	CC07	CC08	CC09	CC10	CC11	CC13	CC13

### SA WOOL 19 AND 21 MICRON MARKET INDICATOR MOVEMENT IN ZAR - CLEAN PRICE

DATE / DATUM	28.09	05.10	12.10	19.10	26.10	02.11	09.11	23.11	23.11
19 MICRON (RWS)	20156	20062	20070	20802	20721	20051	19218	18951	19062
19 MICRON (Non-RWS)	18324	-	18157	18813	18577	18378	17699	18014	17978
21 MICRON (RWS)	15746	15688	16304	17049	16450	16156	15548	15832	15943
21 MICRON (Non-RWS)	15493	-	15551	16416	15912	15891	15199	14994	15269
CAT NO	CC05	CC06	CC07	CC08	CC09	CC10	CC11	CC13	CC13

