


VEILINGSDATUM / AUCTION

09.11.2022

KATALOGUS / CATALOGUE

CC11

Tel: +27 41 406 7500

Faks/Fax: +27 41 486 1325

 e-Pos/Mail: woolmarketing@ovk.co.za

 Web: www.ovk.co.za
WOLMARKVERSLAG / WOOL MARKET REPORT
9 NOVEMBER / NOVEMBER 2022
MARKANALISE

Op wolveiling CC11, het die Cape Wools Merino aanwyser met 2.3% vir nie-RWS en 3.2% vir RWS wol gedaal, teenoor die vorige veiling en teen 'n skoonprys van R157.79/kg en R166.91/kg, onderskeidelik gesluit. Op die OVK veiling is 1 824 bale aangebied, waarvan 93.5% verkoop is. Die hoogste prys op die OVK veiling, van R175.00/kg, is behaal vir 'n 1 baal lot CL van 16.0 mikron, uit die skeersel van Emden Boerdery, vanuit die Fouriesburg distrik. Die koper was Lempriere SA. Baie geluk met hierdie prestasie!

OVK bied voorskotte op vesel wat by ons gelewer word, asook produksielenings. Skakel gerus die OVK Veselkantoor in Port Elizabeth of u Tegnieuse Veldbeampte vir meer inligting. Producente word ook herinner aan die lojaliteitskema van OVK, waar boere beloon word met 32 sent vir elke kilogram vesel wat deur OVK bemark word.

MARKET ANALYSES

On wool auction CC11, the Cape Wools Merino indicator decreased by 2.3% for non-RWS and 3.2% for RWS wool, compared to the previous sale and closed at a clean price of R157.79/kg and R166.91/kg, respectively. On the OVK auction 1 824 bales were offered, of which 93.5% was sold. The highest price on the OVK auction, of R175.00/kg, was achieved for a 1 bale lot CL of 16.0 microns, from the clip of Emden Boerdery, from the Fouriesburg district. The buyer was Lempriere SA. Congratulations on this achievement!

OVK offer advances on fibre delivered in PE, as well as production loans. Please contact the OVK Fibre offices in Port Elizabeth or your Technical Field Officer for more information. Producers must also bear in mind that the OVK loyalty scheme awards farmers 32 cents per kilogram on fibre marketed by OVK.

SOUTH AFRICA (NATIONAL)

OFFER	CLEARED	SOLD	NON-RWS (CLEAN PRICE)		RWS (CLEAN PRICE)		NEXT AUCTION	
			MARKET INICATOR	MOVEMENT	MARKET INICATOR	MOVEMENT		
9 311	8 425	90.5%	R157.79	-2.3%	R166.91	-3.2%	16.11.2022 ±8 023	
EXCHANGE RATE (ZAR) 09.11.2022					AUSTRALIA 09.11.2022			
RATE		USA \$	17.76	AUD \$	11.43	MARKET INICATOR		1241
CHANGE			2.0%		1.0%	CHANGE		-1.6%
KOPERS / BUYERS								
G MODIANO			31.7%		PINNACLE FIBRES		11.0%	
STANDARD WOOL			16.8%		STUCKEN & CO		7.3%	
LEMPRIERE			14.7%		SEGARD MASUREL		2.6%	
TIANYU			13.7%		VBC WOOL		2.1%	

NATIONAL - PERCENTAGE DIFFERENCE BETWEEN NON-RWS AND RWS MERINO FLEECE WOOLS SOLD - AVERAGE PRICE
MERINO FLEECE|MF4&MF5|VM<1.6|NKT>28|>67mm|MIN OF 3 LOTS SOLD

Micron	17.0	17.5	18.0	18.5	19.0	19.5	20.0	20.5	21.0
Non-RWS	23103	21913	20915	19045	17699	17035	16458	15588	15199
RWS	24461	23429	22594	21044	19218	17676	16587	16043	15548
%	5.88%	6.92%	8.03%	10.50%	8.58%	3.76%	0.78%	2.92%	2.30%

TOP TEN

EMDEN BOERDERY, FOURIESBURG	1 CL	16.0	R	175.00 /kg	
FBC VILJOEN BOERDERY, SWELLENDAM	1 CF	17.3	R	174.00 /kg	
DD DU PLESSIS, REDDERSBURG	1 BFY	18.4	R	164.10 /kg	
LEEUKRAAL BOERDERY, MOLTENO	1 BH	18.4	R	163.10 /kg	
LANDMAN & CO, SMITHFIELD	2 AH	18.4	R	160.00 /kg	
FBC VILJOEN BOERDERY, SWELLENDAM	2 CL	17.5	R	155.00 /kg	
FH VAN WYK EN SEUNS BDRY, RIVERSDALE	4 AH	18.0	R	154.10 /kg	
FBC VILJOEN BOERDERY, SWELLENDAM	2 DL	16.6	R	152.00 /kg	
KYKOEDIE, BREDASDORP	1 DH	16.4	R	152.00 /kg	
LANDMAN & CO, SMITHFIELD	9 BH	17.7	R	149.20 /kg	











FREESTATE

EMDEN BOERDERY, FOURIESBURG	1 CL	16.0	R	175.00 /kg	
DD DU PLESSIS, REDDERSBURG	1 BFY	18.4	R	164.10 /kg	
LANDMAN & CO, SMITHFIELD	2 AH	18.4	R	160.00 /kg	
LANDMAN & CO, SMITHFIELD	9 BH	17.7	R	149.20 /kg	
HW BOTHA, ZASTRON	1 AH	18.6	R	147.10 /kg	
HC SMITH, SMITHFIELD	1 CMY1	17.6	R	141.10 /kg	
HC SMITH, SMITHFIELD	8 CMY	18.2	R	141.00 /kg	
VAN DER HOVEN BDY TRUST, ZASTRON	2 AAMY	18.2	R	141.00 /kg	
AFROPULSE 571, FRANKFORT	1 CMY	19.3	R	137.10 /kg	
HW BOTHA, ZASTRON	2 BKS	19.1	R	133.90 /kg	











WESTERN CAPE

FBC VILJOEN BOERDERY, SWELLENDAM	1 CF	17.3	R	174.00 /kg	
FBC VILJOEN BOERDERY, SWELLENDAM	2 CL	17.5	R	155.00 /kg	
FH VAN WYK EN SEUNS BDRY, RIVERSDALE	4 AH	18.0	R	154.10 /kg	
FBC VILJOEN BOERDERY, SWELLENDAM	2 DL	16.6	R	152.00 /kg	
KYKOEDIE, BREDASDORP	1 DH	16.4	R	152.00 /kg	
FH VAN WYK EN SEUNS BDRY, RIVERSDALE	3 BH	17.7	R	146.10 /kg	
KYKOEDIE, BREDASDORP	2 DMY	17.1	R	145.80 /kg	
KYKOEDIE, BREDASDORP	1 CMY	17.8	R	145.10 /kg	
LOUBSER KOCH BELEGGINGS, SWELLENDAM	2 CMY	17.2	R	144.90 /kg	
FBC VILJOEN BOERDERY, SWELLENDAM	1 C	17.2	R	144.50 /kg	


EASTERN CAPE

LEEUKRAAL BOERDERY, MOLTENO	1 BH	18.4	R	163.10 /kg	
E VAN ZYL, HUMANSDORP	1 DDMY	18.1	R	138.00 /kg	
LEEUKRAAL BOERDERY, MOLTENO	2 BM	19.0	R	135.00 /kg	
WELGESIND FARMS, MOLTENO	3 C	18.1	R	127.00 /kg	
LEEUKRAAL BOERDERY, MOLTENO	13 AM	19.6	R	126.60 /kg	
RIETFontein REDS, SOMERSET EAST	8 BFF	19.8	R	121.10 /kg	
RIETFontein REDS, SOMERSET EAST	1 BF	19.8	R	120.20 /kg	
RIETFontein REDS, SOMERSET EAST	1 BM	19.4	R	118.10 /kg	
E VAN ZYL, HUMANSDORP	2 CM	19.5	R	118.00 /kg	
WOLWEKOP FARMING, BURGERSDORP	2 BBM	20.4	R	115.60 /kg	

NORTHERN CAPE

TWYFELHOEK BRITSTOWN BDY, BRITSTOWN	2 BFY	18.8	R	140.00 /kg	
TWYFELHOEK BRITSTOWN BDY, BRITSTOWN	1 CFY	18.5	R	134.00 /kg	
OTTERGAT TRUST, SUTHERLAND	1 DDFY	18.2	R	128.00 /kg	
OTTERGAT TRUST, SUTHERLAND	2 CFY	18.6	R	125.00 /kg	
PLAASTEK, CALVINIA	2 AH	18.0	R	120.50 /kg	
PLAASTEK, CALVINIA	1 AAFY	18.6	R	118.00 /kg	
TWYFELHOEK BRITSTOWN BDY, BRITSTOWN	1 BBF	20.5	R	117.10 /kg	
PLAASTEK, CALVINIA	2 AFF	19.6	R	113.10 /kg	
JH SMIT, CALVINIA	1 AF	20.2	R	112.10 /kg	
TWYFELHOEK BRITSTOWN BDY, BRITSTOWN	1 BF	20.5	R	111.00 /kg	

SINETHEMBA MAFAMA (CISKEI/TRANSKEI)

MAKHIMSHA SHEARING SHED, HERSCHEL	1 AM	19.9	R	114.90 /kg	
MAKHIMSHA SHEARING SHED, HERSCHEL	1 AAM	20.5	R	110.00 /kg	

LESOTHO

MALEFETSANE TAOLANEA WOOL, BUTHA-BUTHE	1 AH	19.2	R	115.10 /kg	
P THAKAMPHASA, BUTHA-BUTHE	3 AF	20.5	R	101.10 /kg	

SA WOOL MARKET INDICATOR MOVEMENT IN ZAR - CLEAN PRICE

DATE / DATUM	31.08	14.09	28.09	05.10	12.10	19.10	26.10	02.11	09.11
ZAR PRICE (RWS)	17272	17476	16827	16590	17200	17962	17746	17236	16691
ZAR PRICE (Non-RWS)	16022	16631	15980	15627	16087	16757	16436	16146	15779
CAT NO	CC03	CC04	CC05	CC06	CC07	CC08	CC09	CC10	CC11

SA WOOL 19 AND 21 MICRON MARKET INDICATOR MOVEMENT IN ZAR - CLEAN PRICE

DATE / DATUM	31.08	14.09	28.09	05.10	12.10	19.10	26.10	02.11	09.11
19 MICRON (RWS)	20526	20185	20156	20062	20070	20802	20721	20051	19218
19 MICRON (Non-RWS)	18817	19474	18324	-	18157	18813	18577	18378	17699
21 MICRON (RWS)	16328	16479	15746	15688	16304	17049	16450	16156	15548
21 MICRON (Non-RWS)	15411	16063	15493	-	15551	16416	15912	15891	15199
CAT NO	CC03	CC04	CC05	CC06	CC07	CC08	CC09	CC10	CC11

