

**VEILINGSDATUM / AUCTION**

09.02.2022

KATALOGUS / CATALOGUE

CB21

Tel: +27 41 406 7500

Faks/Fax: +27 41 486 1325

e-Pos/Mail: woolmarketing@ovk.co.zaWeb: www.ovk.co.za**WOLMARKVERSLAG / WOOL MARKET REPORT****9 FEBRUARIE / FEBRUARY 2022****MARKANALISE**

Die 21ste wolveiling van die 2021/2022 seisoen het op 9 Februarie plaasgevind. Die Cape Wools Merino aanwyser het met 0.5% en 1.4% gedaal, vir nie-RWS en RWS wol onderskeidelik, teenoor die vorige veiling en teen 'n skoonprys van R165.40/kg en R195.44/kg gesluit. Die Australiese EMI het ook met 1.9% versterk teenoor die vorige veiling. Die Rand het, ooreenstemmend dieselfde tyd van die vorige veiling, 0.4% swakker verhandel teen die USA Dollar, en ook 1.7% verswak teen die Euro. Die grootste verandering die week, was in die 21.5 mikron segment, met 'n daling van 5.7%. Standard Wool SA het op hierdie veiling die grootste hoeveelheid bale gekoop, gevolg deur Lempriere SA, G. Modiano SA en Segard Masurel SA. Daar is in totaal 9 009 bale aangebied, waarvan 91.3% verkoop is. Op die OVK veiling is 2 224 bale aangebied, waarvan 94.8% verkoop is. Die hoogste prys op die OVK veiling, van R207.30/kg, is behaal vir 'n 1 baal lot CFY van 16.6 mikron, uit die skeersel van Burnley Park Boerdery vanuit die Tarkastad distrik. Die koper was New England Wool. Baie geluk met hierdie prestasie!

VOORUITSIGTE

Die Suid-Afrikaanse wolmark se verswakking kan toegeskryf word aan die Australiese wolmark wat verswak het en die heelwat kleiner aanbieding van vandag en toekomstige veilinge. Wol ontvang in die makelaars se store hierdie week, is 10.8% laer, vergeleke die ooreenstemmende tyd van die vorige seisoen. Die grootste rede hiervoor, blyk steeds die nadraai van die langdurige droogte van die afgelope paar jaar te wees. Volhoubaar gesertifiseerde (RWS), goeie kwaliteit Merinowol, het weereens goeie aandag geniet op die veiling. Gesertifiseerde wol het ook weereens beter presteer as die mark gemiddelde, wat gesonde kompetisie tussen kopers tot gevolg gehad het. Ons nooi produsente uit om te skakel met OVK, om u by te staan in die RWS sertifiseringsproses, want naspeurbaarheid is 'n tendens van die toekoms wat gekom het om te bly. Die volgende veiling is geskeduleer vir 16 Februarie 2022.

OVK bied voorskotte op vesel wat by ons gelewer word, asook produksielenings. Skakel gerus die OVK Veselkantoor in Port Elizabeth of u Tegnieuse Veldbeampte vir meer inligting. Vind ook meer uit oor die opwindende nuwe kommissiestruktuur op vesel bemark deur OVK. Produsente word ook herinner aan die lojaliteitskema van OVK, waar boere beloon word met 23.9 sent vir elke kilogram vesel wat deur OVK bemark word.

MARKET ANALYSES

The 21th wool auction of the 2021/2022 season took place on 16 February. The Cape Wools Merino indicator decreased by 0.5% and 1.4%, for non-RWS and RWS wool respectively, compared to the previous sale and closed at a clean price of R165.40/kg and R195.44/kg. The Australian EMI also decreased by 1.9%, compared to the previous sale. The Rand traded 0.4% weaker against the US Dollar and also lost 1.7% to the Euro, compared to the previous auction. The largest movement on this auction, was an increase of 6.6%, in the 21.0 micron segment. Standard Wool SA was the major buyer on this auction followed by Lempriere SA, G. Modiano SA and Segard Masurel SA. A total of 9 009 bales were on offer, of which 91.3% was sold. On the OVK auction 2 224 bales were offered, of which 94.8% was sold. The highest price on the OVK auction, of R207.30/kg, was achieved for a 1 bale lot CFY of 16.6 microns, from the clip of Burnley Park Boerdery, from the Tarkastad district. The buyer was New England Wool. Congratulations on this achievement!

FORECAST













The South-African wool market's weakening can be attributed to the weakening of the Australian wool market and the significant smaller offering of today and future auctions. The receipt of wool in the brokers' stores this week, is 10.8% lower, compared to the same time of the previous season. The main reason for this, might still be an aftermath of the long-term draught experienced the past few years. Sustainable certified (RWS), good quality Merino wool, again enjoyed good attention on the auction. Certified wool outperformed the market average, resulted in healthy competition amongst buyers. We again invite farmers to contact OVK for assistance in the RWS certification process, because traceability is a future tendency, that came to stay. The next auction is scheduled for 16 February 2022.

OVK offer advances on fibre delivered in PE, as well as production loans. Please contact OVK Fibre's office in Port Elizabeth or your Technical Field Officer for more information. Please enquire about OVK's exciting new commission structure on fibre marketed by OVK. Producers must also bear in mind that OVK's loyalty scheme awards farmers 23.9 cents per kilogram on fibre marketed by OVK.













SUID-AFRIKA / SOUTH AFRICA**KOPERS / BUYERS %**

AANBOD OFFER	VERKOPE CLEARED	VERKOOP SOLD	BEWEGING MOVEMENT	MARKAANWYSER (NIE-RWS) MARKET INDICATOR (NON-RWS)	Stucken	3.7%	Stand W	32.2%
9 009	8 222	91.3%	-0.5%	16540	Seg Mas	6.5%	Tianyu SA	5.3%
VOLGENDE VEILING / NEXT AUCTION				BEWEGING MOVEMENT	MARKAANWYSER (RWS) MARKET INDICATOR (RWS)	Modiano	25.4%	
datum / date	aanbod / offer				Lempriere	26.4%		
16.02.2022	±7 041		-1.4%	19544	New Eng	0.5%		
AWEX 04.02.2022 AUSTRALIë / AUSTRALIA					WISSELKOERS / EXCHANGE RATE (ZAR)			
AWEX 09.02.2022					GELDEENHEID CURRENCY		DATUM / DATE	
AANBOD OFFER	VERKOPE CLEARED	VERKOOP SOLD	BEWEGING MOVEMENT	EMI (AU\$) MARKET INDICATOR	VSA / USA \$	15.25	02.02	15.31
40 491	37 715	93.1%	-1.9%	1 422	AUD \$	10.83	09.02	10.90
Totale aanbod volgende week / Total offering next week					EURO	17.18		17.47
±48 274					STERLING	20.56		20.69

















TOP TIEN - TOP TEN

BURNLEY PARK BOERDERY, TARKASTAD	1 CFY	16.6	R	207.30 /kg	
SONOP TRUST, SMITHFIELD	1 BH	16.8	R	205.90 /kg	
SONOP TRUST, SMITHFIELD	6 DM1	16.9	R	205.00 /kg	
BURNLEY PARK BOERDERY, TARKASTAD	1 BH	16.8	R	201.10 /kg	
SONOP TRUST, SMITHFIELD	1 CL	16.4	R	200.00 /kg	 
DU ROUX TRUST, DE AAR	1 BMY	16.9	R	200.00 /kg	
SONOP TRUST, SMITHFIELD	7 CM1	17.6	R	196.10 /kg	 
SONOP TRUST, SMITHFIELD	2 CH	17.6	R	195.10 /kg	 
DE LUXE DEVELOPMENT, MIDDELBURG (C/K)	1 BM	17.6	R	188.00 /kg	
DE LUXE DEVELOPMENT, MIDDELBURG (C/K)	1 CM	17.8	R	184.00 /kg	

OOS-KAAP / EASTERN CAPE

BURNLEY PARK BOERDERY, TARKASTAD	1 CFY	16.6	R	207.30 /kg	
BURNLEY PARK BOERDERY, TARKASTAD	1 BH	16.8	R	201.10 /kg	
DE LUXE DEVELOPMENT, MIDDELBURG	1 BM	17.6	R	188.00 /kg	
DE LUXE DEVELOPMENT, MIDDELBURG	1 CM	17.8	R	184.00 /kg	
BURNLEY PARK BOERDERY, TARKASTAD	4 CF	17.6	R	179.00 /kg	
DE LUXE DEVELOPMENT, MIDDELBURG	1 BBM	18.5	R	178.10 /kg	
BURNLEY PARK BOERDERY, TARKASTAD	1 DFY	16.3	R	178.00 /kg	
DE LUXE DEVELOPMENT, MIDDELBURG	1 BKS	17.4	R	176.10 /kg	
GREEFF BOERDERY, WILLOWMORE	1 BKSY	17.9	R	168.00 /kg	 
GREEFF BOERDERY, WILLOWMORE	2 CMY	18.0	R	166.00 /kg	 




VRYSTAAT / FREE-STATE

SONOP TRUST, SMITHFIELD	1 BH	16.8	R	205.90 /kg	
SONOP TRUST, SMITHFIELD	6 DM1	16.9	R	205.00 /kg	
SONOP TRUST, SMITHFIELD	1 CL	16.4	R	200.00 /kg	 
SONOP TRUST, SMITHFIELD	7 CM1	17.6	R	196.10 /kg	 
SONOP TRUST, SMITHFIELD	2 CH	17.6	R	195.10 /kg	 
BOULLE & ELOFF BOERDERY, HARRISMITH	1 C1	16.4	R	178.10 /kg	
SONOP TRUST, SMITHFIELD	4 BMY	18.5	R	175.10 /kg	 
SONOP TRUST, SMITHFIELD	1 AH	18.7	R	166.10 /kg	 
SONOP TRUST, SMITHFIELD	16 BM	19.2	R	153.50 /kg	 
SONOP TRUST, SMITHFIELD	16 BM	19.3	R	150.10 /kg	 

NOORD-KAAP / NORTHERN CAPE

DU ROUX TRUST, DE AAR	1 BMY	16.9	R	200.00 /kg	
LJF BOERDERY, PHILIPSTOWN	1 DM	19.0	R	139.00 /kg	
G CILLIERS, HOPETOWN	1 CF	17.7	R	134.00 /kg	
MC SMIT, HOPETOWN	5 BM	20.6	R	126.00 /kg	 
OUDE PONT BOERDERY, HERBERT	4 EL	18.0	R	125.00 /kg	
G CILLIERS, HOPETOWN	1 BF	19.1	R	123.10 /kg	
DU ROUX TRUST, DE AAR	1 CM	19.5	R	121.30 /kg	
MALAKAI (SEWE EN VYFTIG) CC, GORDONIA	1 LC	18.5	R	112.00 /kg	
DU ROUX TRUST, DE AAR	2 BM	20.3	R	108.00 /kg	

MPUMULANGA

JHS TAUTE, CAROLINA	2 CL	16.8	R	181.40 /kg	  
MORGENSTER TRUST, ERMELO	2 CL	17.3	R	147.10 /kg	
MORGENSTER TRUST, ERMELO	1 CMY	18.5	R	125.50 /kg	
BOSBOKKLOOF, BETHAL	2 BM	19.4	R	115.10 /kg	
MORGENSTER TRUST, ERMELO	2 CM	19.1	R	108.00 /kg	
JHS TAUTE, CAROLINA	5 CM	19.4	R	108.00 /kg	
JHS TAUTE, CAROLINA	1 BM	19.8	R	108.00 /kg	
MORGENSTER TRUST, ERMELO	6 BM	19.5	R	102.10 /kg	

GAUTENG

JM THERON, HEIDELBERG	1 BM	17.9	R	149.00 /kg
BLUE POINTER TRADING 294, VEREENIGING	2 BL	17.7	R	110.00 /kg

WES-KAAP / WESTERN CAPE

AJ ODENDAAL & SEUNS, SWELLENDAM	2 AH	18.6	R	148.90 /kg
BRAKKEKUIL BOERDERY, HEIDELBERG	3 CL	18.2	R	141.00 /kg
LM ODENDAAL, SWELLENDAM	1 CMY	18.3	R	140.60 /kg
AJ ODENDAAL & SEUNS, SWELLENDAM	1 BH	18.6	R	139.90 /kg
LM ODENDAAL, SWELLENDAM	1 BMY	18.8	R	137.50 /kg
LM ODENDAAL, SWELLENDAM	1 CM	18.6	R	133.30 /kg
JC NEL JNR FAM TRUST, SWELLENDAM	1 DL	18.6	R	133.00 /kg
AJ ODENDAAL & SEUNS, SWELLENDAM	6 AMY	19.1	R	130.20 /kg
AJ ODENDAAL & SEUNS, SWELLENDAM	1 CMY	19.1	R	127.40 /kg
LM ODENDAAL, SWELLENDAM	3 CL	18.9	R	126.20 /kg

LESOTHO

LERONTI WOOL SHED, MASERU	2 BH	16.7	R	180.00 /kg
LERONTI WOOL SHED, MASERU	8 AH	17.5	R	165.00 /kg
LERONTI WOOL SHED, MASERU	1 CH	15.9	R	162.10 /kg
TOP THRIVE HOLDINGS, LERIBE	1 BH	18.4	R	111.00 /kg
TOP THRIVE HOLDINGS, LERIBE	6 AH	18.3	R	110.10 /kg
LERONTI WOOL SHED, MASERU	1 C2	17.4	R	110.00 /kg
FLEE HOLDINGS, MASERU	1 CH	18.5	R	105.10 /kg
LERONTI WOOL SHED, MASERU	15 AM	19.9	R	102.30 /kg

Namens OVK, baie geluk!

On behalf of OVK, congratulations!

Pierre de Lange - Wolbemarkingsbestuurder / Wool Marketing Manager



SA WOOL MARKET INDICATOR MOVEMENT IN ZAR AND US\$ TERMS

SA WOLMARKAANWYSER IN ZAR EN US\$ TERME

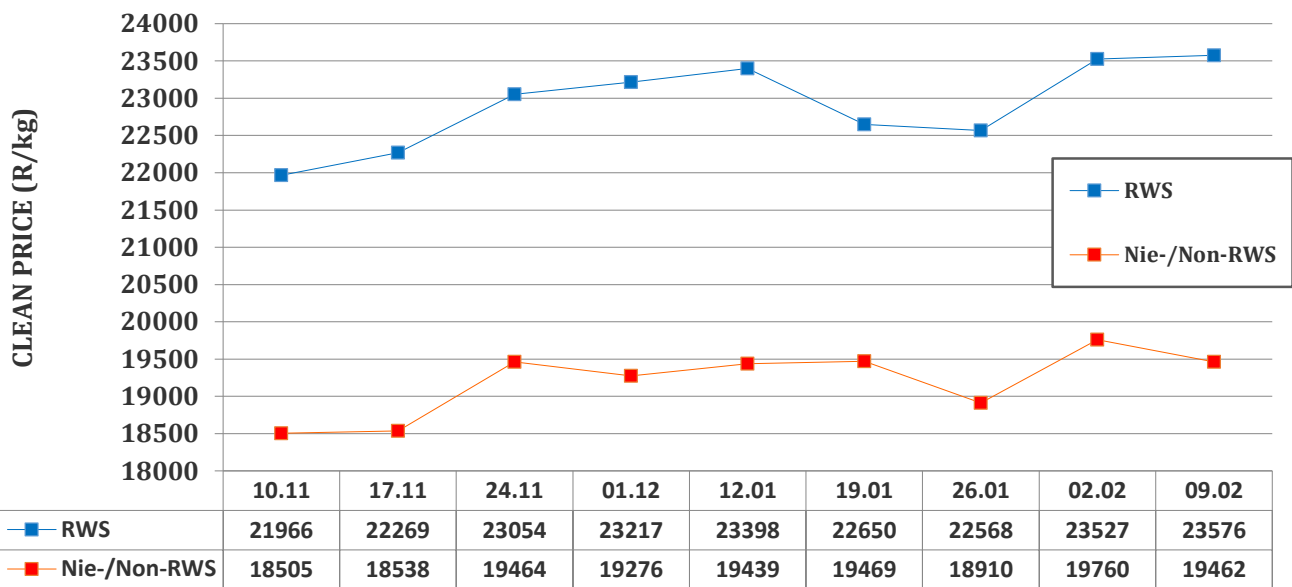
DATES	10.11	17.11	24.11	01.12	12.01	19.01	26.01	02.02	09.02
19 MICRON (RWS)	21966	22269	23054	23217	23398	22650	22568	23527	23576
Nie-/Non-RWS	18505	18538	19464	19276	19439	19469	18910	19760	19462
21 MICRON (RWS)	18287	18391	18462	19090	18354	18592	17732	18768	18365
Nie-/Non-RWS	14438	14741	15427	14985	15128	15499	15109	-	15340
ZAR PRICE (RWS)	16720	17008	17529	17536	17235	18073	16974	19821	19544
Nie-/Non-RWS								16624	16540
CAT NO	CB13	CB14	CB15	CB16	CB17	CB18	CB19	CB20	CB21

Percentage Difference Between All Non-RWS and RWS Merino Fleece Wools Sold (Average Price)

Merino Fleece|MF4&MF5|VM<1.6|NKT>28|>67mm|Minimum of 3 Lots Sold

Micron	17.0	17.5	18.0	18.5	19.0	19.5	20.0	20.5	21.0
Non-/Non-RWS	-	-	248.05	212.78	197.6	175.92	160.76	155.14	-
RWS	305.29	294.39	287.43	254.73	235.27	206.39	199.51	189.52	187.68
%	-	-	+15.9%	+19.7%	+19.1%	+17.3%	+24.1%	+22.2%	-

**PRICE MOVEMENT FOR GOOD QUALITY WOOL 19 MICRON :
2020/21 SEASON SOUTH AFRICAN NATIONAL SALE INDICATOR PRICE**



**PRICE MOVEMENT FOR GOOD QUALITY WOOL 21 MICRON :
2020/21 SEASON SOUTH AFRICAN NATIONAL SALE INDICATOR PRICE**

