

**VEILINGSDATUM / AUCTION**

11.05.2022

KATALOGUS / CATALOGUE

CB31

Tel: +27 41 406 7500

Faks/Fax: +27 41 486 1325

e-Pos/Mail: woolmarketing@ovk.co.zaWeb: www.ovk.co.za**WOLMARKVERSLAG / WOOL MARKET REPORT****11 MEI / MAY 2022****MARKANALISE**

Op 31ste wolveiling van die 2021/2022 seisoen, het die Cape Wools Merino aanwyser met 4.5% vir nie-RWS en 2.8% vir RWS wol gestyg teenoor die vorige veiling en teen 'n skoonprys van R168.05/kg en R179.53/kg, onderskeidelik gesluit. Die Rand het 1.6% swakker verhandel teen die VSA Dollar en 1.9% verloor teen die Euro, ooreenstemmend dieselfde tyd van die vorige veiling. Daar is in totaal 8 996 bale aangebied, waarvan 81.6% verkoop is. Op die OVK veiling is 1 766 bale aangebied, waarvan 76.3% verkoop is. Die hoogste prys op die OVK veiling, van R233.10/kg, is behaal vir 'n 3 baal lot AH van 17.2 mikron, uit die skeersel van Stephko (PTY) LTD, vanuit die Molteno distrik. Die koper was G.Modiano SA. Baie geluk met hierdie prestasie! Die volgende wolveiling is geskeduleer vir 18 Mei, waar sowat 8 513 bale aangebied sal word.

OVK bied voorskotte op vesel wat by ons gelewer word, asook produksielenings. Skakel gerus die OVK Veselkantoor in Port Elizabeth of u Tegnieuse Veldbeampte vir meer inligting. Vind ook meer uit oor die opwindende nuwe kommissiestruktuur op vesel bemark deur OVK. Producente word ook herinner aan die loyaliteitskema van OVK, waar boere beloon word met 32 sent vir elke kilogram vesel wat deur OVK bemark word.

MARKET ANALYSES

On 31th wool auction of the 2021/2022 season, the Cape Wools Merino indicator increased by 4.5% for non-RWS and 2.8% for RWS wool, compared to the previous sale and closed at a clean price of R168.05/kg and R179.53/kg, respectively. The Rand traded 1.6% weaker against the US Dollar and also lost 1.9% to the Euro, compared to the previous sale. A total of 8 996 bales were on offer, of which 81.6% was sold. On the OVK auction 1 766 bales were offered, of which 76.3% was sold. The highest price on the OVK auction, of R233.10/kg, was achieved for a 3 bale lot AH of 17.2 microns, from the clip of Stephko (PTY) LTD, from the Molteno district. The buyer was G.Modiano SA. Congratulations on this achievement! the next auction is scheduled for 18 May, where more or less 8 513 bales will be on offer.















OVK offer advances on fibre delivered in PE, as well as production loans. Please contact OVK Fibre's office in Port Elizabeth or your Technical Field Officer for more information. Please enquire about OVK's exciting new commission structure on fibre marketed by OVK. Producers must also bear in mind that OVK's loyalty scheme awards farmers 32 cents per kilogram on fibre marketed by OVK.

SUID-AFRIKA / SOUTH AFRICA					KOPERS / BUYERS %			
AANBOD OFFER	VERKOPE CLEARED	VERKOOP SOLD	BEWEGING MOVEMENT	MARKAANWYSER (NIE-RWS) MARKET INDICATOR (NON-RWS)	Modiano	40.2%	Seg Mas	8.9%
8 996	7 337	81.6%	4.5%	16805	Stand W	24.2%	New Eng	2.4%
VOLGENDE SA VEILING / NEXT SA AUCTION					Tianyu SA	11.3%		
datum / date	aanbod / offer		BEWEGING MOVEMENT	MARKAANWYSER (RWS) MARKET INDICATOR (RWS)	Lempriere	10.8%		
18.05.2022	±8 513		2.8%	17953	Stucken	2.2%		
AWEX 06.05.2022 AUSTRALIë / AUSTRALIA					WISSELKOERS / EXCHANGE RATE (ZAR)			
AWEX 11.05.2022					GELDEENHEID CURRENCY		DATUM / DATE	
AANBOD OFFER	VERKOPE CLEARED	VERKOOP SOLD	BEWEGING MOVEMENT	EMI (AU\$) MARKET INDICATOR	VSA / USA \$	15.79	04.05	11.05
40 153	37 751	94.0%	1.9%	1 427	AUD \$	11.26	11.05	16.05
Totale Australiese aanbod volgende week / Total Australian offering next week					EURO	16.61	16.92	
±42 779					STERLING	19.59	19.77	














TOP TIEN - TOP TEN

STEPHKO, MOLTENO	3 AH	17.2	R	233.10 /kg	
GFJ VILJOEN FAMILIE TRUST, RICHMOND (C/K)	1 BH	17.2	R	227.10 /kg	
TWYFELHOEK BRITSTOWN BDY, BRITSTOWN	1 BBH	17.5	R	214.10 /kg	
SP ERASMUS, MIDDELBURG (C/K)	1 BH	17.3	R	212.00 /kg	
GFJ VILJOEN FAMILIE TRUST, RICHMOND (C/K)	3 BBMY	17.8	R	206.60 /kg	
GFJ VILJOEN FAMILIE TRUST, RICHMOND (C/K)	1 AMY	18.1	R	201.60 /kg	
E & H BOERDERY, BURGERSDORP	2 AMY	18.5	R	195.00 /kg	
RL BIGGS, NOUPOORT	1 BH	17.1	R	192.50 /kg	
SP ERASMUS, MIDDELBURG (C/K)	1 CH	17.6	R	191.00 /kg	
H LINDE, CRADOCK	1 BMY	18.3	R	189.90 /kg	











OOS-KAAP / EASTERN CAPE

STEPHKO, MOLTENO	3 AH	17.2	R	233.10 /kg	
SP ERASMUS, MIDDELBURG	1 BH	17.3	R	212.00 /kg	 
E & H BOERDERY, BURGERSDORP	2 AMY	18.5	R	195.00 /kg	
SP ERASMUS, MIDDELBURG	1 CH	17.6	R	191.00 /kg	 
H LINDE, CRADOCK	1 BMY	18.3	R	189.90 /kg	
H LINDE, CRADOCK	1 CMY	17.8	R	188.10 /kg	
DIE HOEK BOERDERY, BURGERSDORP	4 CFFH	17.9	R	188.00 /kg	 
STEPHKO, MOLTENO	4 AAMY	18.1	R	186.60 /kg	
KENNETH BIGGS TRUST, JANSENVILLE	2 BMY	18.0	R	175.10 /kg	 
KAROO ALLIANCE, HOFMEYER	1 BKSH	18.0	R	173.00 /kg	












NOORD-KAAP / NORTHERN CAPE

GFJ VILJOEN FAMILIE TRUST, RICHMOND	1 BH	17.2	R	227.10 /kg	 
TWYFELHOEK BRITSTOWN BDY, BRITSTOWN	1 BBH	17.5	R	214.10 /kg	
GFJ VILJOEN FAMILIE TRUST, RICHMOND	3 BBMY	17.8	R	206.60 /kg	
GFJ VILJOEN FAMILIE TRUST, RICHMOND	1 AMY	18.1	R	201.60 /kg	 
RL BIGGS, NOUPOORT	1 BH	17.1	R	192.50 /kg	
GFJ VILJOEN FAMILIE TRUST, RICHMOND	3 BKS	18.1	R	186.70 /kg	
GFJ VILJOEN FAMILIE TRUST, RICHMOND	4 BMY	18.0	R	185.00 /kg	 
GFJ VILJOEN FAMILIE TRUST, RICHMOND	1 CL	18.1	R	183.10 /kg	
GROOTAAR, RICHMOND	2 CL	17.4	R	180.10 /kg	
RL BIGGS, NOUPOORT	1 CL	16.5	R	180.00 /kg	

VRYSTAAT / FREE-STATE

DIE TWEE LE ROUX BROERS, SMITHFIELD	3 CMY	17.9	R	178.00 /kg	
DIE TWEE LE ROUX BROERS, SMITHFIELD	1 BH	18.1	R	176.60 /kg	
MD GOLDEN FLEECE, FICKSBURG	3 BH	18.4	R	165.00 /kg	
DIE TWEE LE ROUX BROERS, SMITHFIELD	2 CL	17.5	R	164.10 /kg	
MD GOLDEN FLEECE, FICKSBURG	3 AH	18.7	R	158.00 /kg	
SH BESTER, PETRUSBURG	1 BHF	17.7	R	155.00 /kg	
DIE TWEE LE ROUX BROERS, SMITHFIELD	1 CM1	18.5	R	144.00 /kg	
DIE TWEE LE ROUX BROERS, SMITHFIELD	5 BM	19.5	R	142.10 /kg	
DIE TWEE LE ROUX BROERS, SMITHFIELD	10 CM	18.9	R	134.00 /kg	
HE CALITZ, SMITHFIELD	4 BM	19.7	R	133.10 /kg	

WES-KAAP / WESTERN CAPE

KYKOEDIE, BREDASDORP	1 CL	17.8	R	164.90 /kg	
KYKOEDIE, BREDASDORP	2 BH	18.9	R	154.60 /kg	
LD STEGMANN, RIVERSDALE	1 BH	19.2	R	148.10 /kg	
KYKOEDIE, BREDASDORP	1 CMY	18.6	R	136.00 /kg	
KOTZE EN SEUN BOERDERYE, WORCESTER	1 AM	19.0	R	127.00 /kg	
LD STEGMANN, RIVERSDALE	3 BM	21.2	R	116.10 /kg	
KYKOEDIE, BREDASDORP	8 CM	19.9	R	111.20 /kg	
KYKOEDIE, BREDASDORP	1 BMY	19.8	R	111.10 /kg	
R SWART, BREDASDORP	1 AM2	20.8	R	110.90 /kg	
KYKOEDIE, BREDASDORP	3 BM	20.6	R	110.00 /kg	
KYKOEDIE, BREDASDORP	4 DL	17.3	R	110.00 /kg	

SINETHEMBA MAFAMA (CISKEI/TRANSKEI)

AG CORBETT, GLEN GREY	1 CM	19.3	R	118.30 /kg	
AG CORBETT, GLEN GREY	1 BM	19.9	R	117.10 /kg	

GAUTENG

CAVALIER FEEDERS, CULLINAN	4 CL	18.2	R	105.00 /kg	
CAVALIER FEEDERS, CULLINAN	3 DL	17.2	R	104.40 /kg	

SA WOOL MARKET INDICATOR MOVEMENT IN ZAR

SA WOLMARKAANWYSER IN ZAR

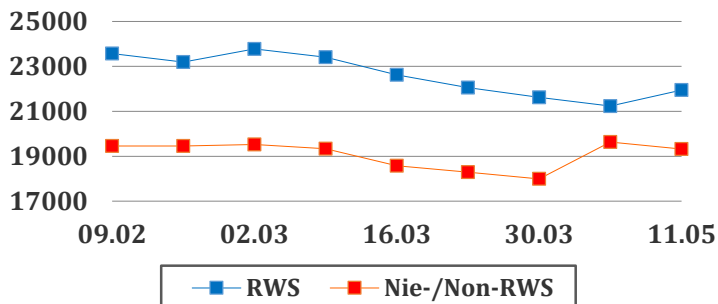
DATES	09.02	23.02	02.03	09.03	16.03	23.03	30.03	04.05	11.05
19 MICRON (RWS)	23576	23188	23778	23404	22624	22049	21624	21235	21949
Nie-/Non-RWS	19462	19456	19519	19327	18581	18291	17990	19631	19320
21 MICRON (RWS)	18365	18726	19139	18949	18544	17190	16807	15985	16503
Nie-/Non-RWS	15340	15031	-	15868	14947	14505	14279	15034	15823
ZAR PRICE (RWS)	19544	19707	20086	19936	19306	18545	18287	17468	17953
Nie-/Non-RWS	16540	16624	17200	16965	16614	16370	16250	16080	16805
CAT NO	CB21	CB22	CB23	CB24	CB25	CB26	CB27	CB30	CB31

Percentage Difference Between All Non-RWS and RWS Merino Fleece Wools Sold (Average Price)

Merino Fleece|MF4&MF5|VM<1.6|NKT>28|>67mm|Minimum of 3 Lots Sold

Micron	17.0	17.5	18.0	18.5	19.0	19.5	20.0	20.5	21.0
Non-/Non-RWS	-	27287	25220	22741	19320	18173	16595	16034	15823
RWS	31125	29314	26829	24770	21949	19980	18361	17071	16503
%	-	7.43%	6.38%	8.92%	13.61%	9.94%	10.64%	6.47%	4.30%

**PRICE MOVEMENT FOR GOOD QUALITY WOOL 19 MICRON :
2020/21 SEASON SOUTH AFRICAN RWS VS NON-RWS**



**PRICE MOVEMENT FOR GOOD QUALITY WOOL 21 MICRON :
2020/21 SEASON SOUTH AFRICAN RWS VS NON-RWS**

