

**VEILINGSDATUM / AUCTION**

18.05.2022

KATALOGUS / CATALOGUE

CB32

Tel: +27 41 406 7500

Faks/Fax: +27 41 486 1325

e-Pos/Mail: woolmarketing@ovk.co.zaWeb: www.ovk.co.za**WOLMARKVERSLAG / WOOL MARKET REPORT****18 MEI / MAY 2022****MARKANALISE**

Op 32ste wolveiling van die 2021/2022 seisoen, het die Cape Wools Merino aanwyser met 1.8% vir nie-RWS wol verswak en 2.6% vir RWS wol versterk teenoor die vorige veiling en teen 'n skoonprys van R165.03/kg en R184.15/kg, onderskeidelik gesluit. Die Rand het 0.8% sterker verhandel teen die VSA Doller en 1.3% gewen teen die Euro, ooreenstemmend dieselfde tyd van die vorige veiling. Daar is in totaal 9 285 bale aangebied, waarvan 75.2% verkoop is. Op die OVK veiling is 2 435 bale aangebied, waarvan 75.3% verkoop is. Die hoogste prys op die OVK veiling, van R258.10/kg, is behaal vir 'n 1 baal lot BFH van 16.4 mikron, uit die skeersel van PWB Uys Boerdery, vanuit die Wakkerstroom distrik. Die koper was Tianyu SA. Baie geluk met hierdie prestasie!

OVK bied voorskotte op vesel wat by ons gelewer word, asook produksielenings. Skakel gerus die OVK Veselkantoor in Port Elizabeth of u Tegnieuse Veldbeampte vir meer inligting. Vind ook meer uit oor die opwindende nuwe kommissiestruktuur op vesel bemark deur OVK. Producente word ook herinner aan die loyaliteitskema van OVK, waar boere beloon word met 32 sent vir elke kilogram vesel wat deur OVK bemark word.

MARKET ANALYSES

On 32nd wool auction of the 2021/2022 season, the Cape Wools Merino indicator decreased by 1.8% for non-RWS and increased 2.6% for RWS wool, compared to the previous sale and closed at a clean price of R165.03/kg and R184.15/kg, respectively. The Rand traded 0.8% stronger against the US Dollar and also gained 1.3% to the Euro, compared to the previous sale. A total of 9 285 bales were on offer, of which 75.2% was sold. On the OVK auction 2 435 bales were offered, of which 75.3% was sold. The highest price on the OVK auction, of R258.10/kg, was achieved for a 1 bale lot BFH of 16.4 microns, from the clip of PWB Uys Boerdery, from the Wakkerstroom district. The buyer was Tianyu SA. Congratulations on this achievement!















OVK offer advances on fibre delivered in PE, as well as production loans. Please contact OVK Fibre's office in Port Elizabeth or your Technical Field Officer for more information. Please enquire about OVK's exciting new commission structure on fibre marketed by OVK. Producers must also bear in mind that OVK's loyalty scheme awards farmers 32 cents per kilogram on fibre marketed by OVK.

| SUID-AFRIKA / SOUTH AFRICA | | | | | KOPERS / BUYERS % | | | |
|--|--------------------|-----------------|----------------------|--|--|-------|---------------------|-------|
| AANBOD OFFER | VERKOPE CLEARED | VERKOOP SOLD | BEWEGING MOVEMENT | MARKAANWYSER (NIE-RWS) MARKET INDICATOR (NON-RWS) | Modiano | 37.8% | Seg Mas | 7.3% |
| 9 285 | 6 982 | 75.2% | -1.8% | 16503 | Stand W | 28.7% | New Eng | 1.7% |
| VOLGENDE SA VEILING / NEXT SA AUCTION | | | | | Tianyu SA | 7.0% | | |
| datum / date | aanbod / offer | | BEWEGING MOVEMENT | MARKAANWYSER (RWS) MARKET INDICATOR (RWS) | Lempriere | 13.4% | | |
| 01.06.2022 | ±TBA | | 2.6% | 18415 | Stucken | 4.2% | | |
| AWEX 13.05.2022 AUSTRALIë / AUSTRALIA | | | | | WISSELKOERS / EXCHANGE RATE (ZAR) | | | |
| AWEX 18.05.2022 | | | | | GELDEENHEID CURRENCY | | DATUM / DATE | |
| AANBOD OFFER | VERKOPE CLEARED | VERKOOP SOLD | BEWEGING MOVEMENT | EMI (AU\$) MARKET INDICATOR | VSA / USA \$ | 11.05 | 18.05 | |
| 41 298 | 37 594 | 91.0% | 0.5% | 1 434 | AUD \$ | 16.05 | 15.92 | |
| Totale Australiese aanbod volgende week / Total Australian offering next week | | | | | EURO | | 16.92 | 16.71 |
| ±46 129 | | | | | STERLING | | 19.77 | 19.82 |

















TOP TIEN - TOP TEN

| | | | | | |
|---------------------------------------|---------|------|---|------------|--|
| PWB UYS BOERDERY, WAKKERSTROOM | 1 BFH | 16.4 | R | 258.10 /kg | |
| DORINGKUIL BOERDERY TRUST, STEYNSBURG | 1 CH | 16.5 | R | 245.00 /kg | |
| R BOWLES DAIRIES, KOMGA | 1 CH | 17.0 | R | 239.00 /kg | |
| PWB UYS BOERDERY, WAKKERSTROOM | 2 BNKSH | 17.1 | R | 223.10 /kg | |
| PWB UYS BOERDERY, WAKKERSTROOM | 1 BKSH | 17.6 | R | 222.50 /kg | |
| PWB UYS BOERDERY, WAKKERSTROOM | 4 BMH | 17.5 | R | 221.10 /kg | |
| PJ LOUW, TROMPSBURG | 1 CH | 17.6 | R | 215.00 /kg | |
| BLOEMHOF BOERDERY, VOLKSRUST | 3 BMH | 17.5 | R | 207.10 /kg | |
| PWB UYS BOERDERY, WAKKERSTROOM | 2 CMH | 16.8 | R | 207.00 /kg | |
| LPG PERCY REYNOLDS, MURRAYSBURG | 1 CH | 16.9 | R | 207.00 /kg | |












MPUMULANGA

| | | | | | |
|--------------------------------|---------|------|---|------------|---|
| PWB UYS BOERDERY, WAKKERSTROOM | 1 BFH | 16.4 | R | 258.10 /kg |  |
| PWB UYS BOERDERY, WAKKERSTROOM | 2 BNKSH | 17.1 | R | 223.10 /kg |   |
| PWB UYS BOERDERY, WAKKERSTROOM | 1 BKSH | 17.6 | R | 222.50 /kg |  |
| PWB UYS BOERDERY, WAKKERSTROOM | 4 BMH | 17.5 | R | 221.10 /kg |   |
| BLOEMHOF BOERDERY, VOLKSRUST | 3 BMH | 17.5 | R | 207.10 /kg |  |
| PWB UYS BOERDERY, WAKKERSTROOM | 2 CMH | 16.8 | R | 207.00 /kg |  |
| PWB UYS BOERDERY, WAKKERSTROOM | 3 BKSH | 17.4 | R | 206.10 /kg |   |
| PWB UYS BOERDERY, WAKKERSTROOM | 6 AMH | 17.9 | R | 204.60 /kg |  |
| BLOEMHOF BOERDERY, VOLKSRUST | 1 BKSH | 18.0 | R | 187.70 /kg |   |
| PWB UYS BOERDERY, WAKKERSTROOM | 2 AAMH | 18.4 | R | 183.10 /kg |  |














OOS-KAAP / EASTERN CAPE

| | | | | | |
|---------------------------------------|-------|------|---|------------|---|
| DORINGKUIL BOERDERY TRUST, STEYNSBURG | 1 CH | 16.5 | R | 245.00 /kg |   |
| R BOWLES DAIRIES, KOMGA | 1 CH | 17.0 | R | 239.00 /kg |  |
| ARGYLE FARMING TRUST, STUTTERHEIM | 3 CL | 17.4 | R | 205.00 /kg |   |
| DORINGKUIL BOERDERY TRUST, STEYNSBURG | 1 DDH | 16.1 | R | 200.00 /kg |   |
| SW BURGER, VENTERSTAD | 1 AH | 18.1 | R | 195.10 /kg |  |
| DORINGKUIL BOERDERY TRUST, STEYNSBURG | 5 DDM | 17.3 | R | 182.00 /kg |  |
| DORINGKUIL BOERDERY TRUST, STEYNSBURG | 11 CM | 18.8 | R | 180.00 /kg |   |
| ARGYLE FARMING TRUST, STUTTERHEIM | 3 C | 18.0 | R | 179.10 /kg |   |
| ARGYLE FARMING TRUST, STUTTERHEIM | 2 CMY | 18.1 | R | 171.90 /kg |   |
| ARGYLE FARMING TRUST, STUTTERHEIM | 1 DL | 16.5 | R | 170.00 /kg |  |












VRYSTAAT / FREE-STATE

| | | | | | |
|--------------------------|-------|------|---|------------|---|
| PJ LOUW, TROMPSBURG | 1 CH | 17.6 | R | 215.00 /kg |  |
| PJ LOUW, TROMPSBURG | 2 BH | 18.6 | R | 193.10 /kg |  |
| MEYKOT BOERDERY, SENEKAL | 2 AMY | 18.2 | R | 182.30 /kg |   |
| JA CRONJE, FRANKFORT | 1 AH | 18.5 | R | 165.10 /kg |  |
| PJ CRONJE, FRANKFORT | 5 AH | 18.6 | R | 158.70 /kg |  |
| PJ LOUW, TROMPSBURG | 1 CMY | 19.5 | R | 154.40 /kg |  |
| JJ SWANEPOEL, BETHULIE | 1 BKS | 18.4 | R | 152.10 /kg |  |
| PJ CRONJE, FRANKFORT | 1 BH | 18.3 | R | 150.10 /kg |  |
| JJ SWANEPOEL, BETHULIE | 1 BM | 18.5 | R | 145.00 /kg |  |
| NICS LAMB, BLOEMFONTEIN | 8 BH | 18.1 | R | 137.00 /kg |  |

WES-KAAP / WESTERN CAPE

| | | | | | |
|---------------------------------|--------|------|---|------------|---|
| LPG PERCY REYNOLDS, MURRAYSBURG | 1 CH | 16.9 | R | 207.00 /kg |   |
| DASBERG BOERDERY, SWELLENDAM | 12 CL | 17.1 | R | 198.60 /kg |  |
| DEW BOERDERY, RIVERSDALE | 1 CH | 17.5 | R | 184.00 /kg |  |
| DASBERG BOERDERY, SWELLENDAM | 10 DDL | 16.4 | R | 178.10 /kg |  |
| SUIDPLAAS BOERDERY, BREDASDORP | 2 CMY | 18.0 | R | 175.60 /kg |  |
| DUPSON BOERDERY, CALEDON | 1 DDMY | 18.2 | R | 174.10 /kg |   |
| LPG PERCY REYNOLDS, MURRAYSBURG | 1 CMY | 18.4 | R | 173.30 /kg |   |
| FB BOERDERY, RIVERSDALE | 2 BH | 17.9 | R | 166.80 /kg |  |
| DUPSON BOERDERY, CALEDON | 1 DMY | 17.7 | R | 163.00 /kg |  |
| LPG PERCY REYNOLDS, MURRAYSBURG | 1 AFY | 19.1 | R | 152.10 /kg |  |

NOORD-KAAP / NORTHERN CAPE

| | | | | | |
|-------------------------------------|-------|------|---|------------|---|
| SNOWBERGE BOERDERY, RICHMOND | 1 BBF | 17.8 | R | 204.00 /kg |  |
| SNOWBERGE BOERDERY, RICHMOND | 2 BKS | 18.7 | R | 167.60 /kg |  |
| DE VOS MERINO, COLESBERG | 1 CL | 17.9 | R | 167.10 /kg |   |
| WESTDENE BOERDERY, RICHMOND | 1 BH | 18.5 | R | 164.80 /kg |  |
| SNOWBERGE BOERDERY, RICHMOND | 3 BM | 19.1 | R | 157.70 /kg |  |
| TDJ VAN SCHALKWYK, RICHMOND | 2 B | 18.5 | R | 156.60 /kg |  |
| GFJ VILJOEN FAMILIE TRUST, RICHMOND | 2 B | 17.8 | R | 155.10 /kg |  |
| SNOWBERGE BOERDERY, RICHMOND | 2 BBM | 19.3 | R | 155.10 /kg |  |
| TDJ VAN SCHALKWYK, RICHMOND | 3 B1 | 18.1 | R | 146.10 /kg |  |
| SNOWBERGE BOERDERY, RICHMOND | 3 B | 18.8 | R | 140.00 /kg |  |

SA WOOL MARKET INDICATOR MOVEMENT IN ZAR

SA WOLMARKAANWYSER IN ZAR

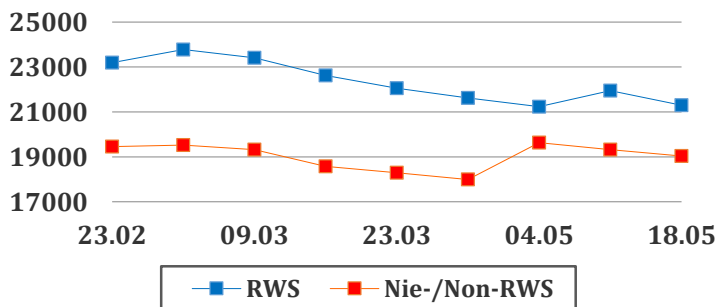
| DATES | 23.02 | 02.03 | 09.03 | 16.03 | 23.03 | 30.03 | 04.05 | 11.05 | 18.05 |
|-----------------|-------|-------|-------|-------|-------|-------|-------|-------|-------|
| 19 MICRON (RWS) | 23188 | 23778 | 23404 | 22624 | 22049 | 21624 | 21235 | 21949 | 21294 |
| Nie-/Non-RWS | 19456 | 19519 | 19327 | 18581 | 18291 | 17990 | 19631 | 19320 | 19041 |
| 21 MICRON (RWS) | 18726 | 19139 | 18949 | 18544 | 17190 | 16807 | 15985 | 16503 | 16778 |
| Nie-/Non-RWS | 15031 | - | 15868 | 14947 | 14505 | 14279 | 15034 | 15823 | 15857 |
| ZAR PRICE (RWS) | 19707 | 20086 | 19936 | 19306 | 18545 | 18287 | 17468 | 17953 | 18415 |
| Nie-/Non-RWS | 16624 | 17200 | 16965 | 16614 | 16370 | 16250 | 16080 | 16805 | 16503 |
| CAT NO | CB22 | CB23 | CB24 | CB25 | CB26 | CB27 | CB30 | CB31 | CB32 |

Percentage Difference Between All Non-RWS and RWS Merino Fleece Wools Sold (Average Price)

Merino Fleece|MF4&MF5|VM<1.6|NKT>28|>67mm|Minimum of 3 Lots Sold

| Micron | 17.0 | 17.5 | 18.0 | 18.5 | 19.0 | 19.5 | 20.0 | 20.5 | 21.0 |
|--------------|-------|-------|-------|-------|--------|--------|-------|-------|-------|
| Non-/Non-RWS | - | - | 25430 | 22893 | 19041 | 18186 | 16966 | 16420 | 15857 |
| RWS | 31939 | 29538 | 27584 | 25055 | 21294 | 20263 | 18463 | 17026 | 16778 |
| % | - | - | 8.47% | 9.44% | 11.83% | 11.42% | 8.82% | 3.69% | 5.81% |

**PRICE MOVEMENT FOR GOOD QUALITY WOOL 19 MICRON :
2020/21 SEASON SOUTH AFRICAN RWS VS NON-RWS**



**PRICE MOVEMENT FOR GOOD QUALITY WOOL 21 MICRON :
2020/21 SEASON SOUTH AFRICAN RWS VS NON-RWS**

