

**VEILINGSDATUM / AUCTION DATE**

01.06.2022

KATALOGUS / CATALOGUE

CB33

Tel: +27 41 406 7500

Faks/Fax: +27 41 486 1325

e-Pos/Mail: woolmarketing@ovk.co.zaWeb: www.ovk.co.za**WOLMARKVERSLAG / WOOL MARKET REPORT****1 JUNIE / JUNE 2022****MARKANALISE**

Op 33ste wolveiling van die 2021/2022 seisoen, het die Cape Wools Merino aanwyser met 0.1% vir nie-RWS wol versterk en 0.3% vir RWS wol verswak teenoor die vorige veiling en teen 'n skoonprys van R165.16/kg en R183.56/kg, onderskeidelik gesluit. Die Rand het 2.5% sterker verhandel teen die VSA Doller en 0.7% gewen teen die Euro, ooreenstemmend dieselfde tyd van die vorige veiling. Daar is in totaal 7 642 bale aangebied, waarvan 85.8% verkoop is. Op die OVK veiling is 2 137 bale aangebied, waarvan 89.1% verkoop is. Die hoogste prys op die OVK veiling, van R220.10/kg, is behaal vir 'n 1 baal lot BH van 17.8 mikron, uit die skeersel van Hendri Boerdery, vanuit die Burgersdorp distrik. Die koper was Segard Masurel SA. Baie geluk met hierdie prestasie!

OVK bied voorskotte op vesel wat by ons gelewer word, asook produksielenings. Skakel gerus die OVK Veselkantoor in Port Elizabeth of u Tegnieuse Veldbeampte vir meer inligting. Vind ook meer uit oor die opwindende nuwe kommissiestruktuur op vesel bemark deur OVK. Producente word ook herinner aan die loyaliteitskema van OVK, waar boere beloon word met 32 sent vir elke kilogram vesel wat deur OVK bemark word.

MARKET ANALYSES

On 33rd wool auction of the 2021/2022 season, the Cape Wools Merino indicator increased by 0.1% for non-RWS and decreased by 0.3% for RWS wool, compared to the previous sale and closed at a clean price of R165.16/kg and R184.56/kg, respectively. The Rand traded 2.5% stronger against the US Dollar and also gained 0.7% to the Euro, compared to the previous sale. A total of 7 642 bales were on offer, of which 85.8% was sold. On the OVK auction 2 137 bales were offered, of which 89.1% was sold. The highest price on the OVK auction, of R220.10/kg, was achieved for a 1 bale lot BH of 17.8 microns, from the clip of Hendri Boerdery, from the Burgersdorp district. The buyer was Segard Masurel SA. Congratulations on this achievement!











OVK offer advances on fibre delivered in PE, as well as production loans. Please contact OVK Fibre's office in Port Elizabeth or your Technical Field Officer for more information. Please enquire about OVK's exciting new commission structure on fibre marketed by OVK. Producers must also bear in mind that OVK's loyalty scheme awards farmers 32 cents per kilogram on fibre marketed by OVK.

SUID-AFRIKA / SOUTH AFRICA					KOPERS / BUYERS %			
AANBOD OFFER	VERKOPE CLEARED	VERKOOP SOLD	BEWEGING MOVEMENT	MARKAANWYSER (NIE-RWS) MARKET INDICATOR (NON-RWS)	Modiano	23.5%	Seg Mas	6.3%
7 642	6 555	85.8%	0.1%	16516	Stand W	36.0%	New Eng	1.2%
VOLGENDE SA VEILING / NEXT SA AUCTION					Tianyu SA	17.8%		
datum / date	aanbod / offer		BEWEGING MOVEMENT	MARKAANWYSER (RWS) MARKET INDICATOR (RWS)	Lempriere	13.1%		
08.06.2022	±TBA		-0.3%	18356	Stucken	2.2%		
AWEX 26.05.2022 AUSTRALIë / AUSTRALIA					WISSELKOERS / EXCHANGE RATE (ZAR)			
AWEX 01.06.2022					GELDEENHEID CURRENCY		DATUM / DATE	
AANBOD OFFER	VERKOPE CLEARED	VERKOOP SOLD	BEWEGING MOVEMENT	EMI (AU\$) MARKET INDICATOR	VSA / USA \$	15.92	18.05	01.06
45 059	38 757	86.0%	-0.4%	1 414	AUD \$	11.20	11.12	
Totale Australiese aanbod volgende week / Total Australian offering next week					EURO	16.71	16.60	
±37291					STERLING	19.82	19.63	










TOP TIEN - TOP TEN

HENDRI BOERDERY, BURGERSDORP	1 BH	17.8	R	220.10	/kg	
JANDOURIE BOERDERY, NOUPOORT	1 BBH	17.0	R	220.00	/kg	
WPJ BOERDERY, MOLTENO	3 AAMY	17.8	R	216.00	/kg	
JANDOURIE BOERDERY, NOUPOORT	1 BMY	16.9	R	207.10	/kg	
JANDOURIE BOERDERY, NOUPOORT	1 BFY	16.6	R	206.10	/kg	
DU TOIT BOERDERY, WINBURG	1 CH	16.6	R	206.00	/kg	
JANDOURIE BOERDERY, NOUPOORT	2 BKS	17.2	R	201.00	/kg	
PL SWART, VICTORIA-WES / WEST	2 BH	17.1	R	199.20	/kg	
CHRISTIAN INVESTMENT TRUST, BELFAST	1 BF	16.3	R	199.00	/kg	
JANDOURIE BOERDERY, NOUPOORT	3 BF	17.4	R	199.00	/kg	











OOS-KAAP / EASTERN CAPE

HENDRI BOERDERY, BURGERSDORP	1 BH	17.8	R	220.10 /kg	
WPJ BOERDERY, MOLTENO	3 AAMY	17.8	R	216.00 /kg	
EDCOT TRUST, STUTTERHEIM	4 CL	18.0	R	197.00 /kg	
EDCOT TRUST, STUTTERHEIM	2 DDL	17.3	R	192.00 /kg	
EDCOT TRUST, STUTTERHEIM	1 NKS	18.3	R	190.90 /kg	
WPJ BOERDERY, MOLTENO	2 BH	18.4	R	180.00 /kg	
EDCOT TRUST, STUTTERHEIM	3 BFY	18.2	R	177.80 /kg	
EDCOT TRUST, STUTTERHEIM	1 BH	18.8	R	177.20 /kg	
JH MARAIS & SON, STEYTLERVILLE	1 AH	17.8	R	175.10 /kg	
WPJ BOERDERY, MOLTENO	1 CH	18.1	R	174.50 /kg	











NOORD-KAAP / NORTHERN CAPE

JANDOURIE BOERDERY, NOUPOORT	1 BBH	17.0	R	220.00 /kg	
JANDOURIE BOERDERY, NOUPOORT	1 BMY	16.9	R	207.10 /kg	
JANDOURIE BOERDERY, NOUPOORT	1 BFY	16.6	R	206.10 /kg	
JANDOURIE BOERDERY, NOUPOORT	2 BKS	17.2	R	201.00 /kg	
PL SWART, VICTORIA-WES / WEST	2 BH	17.1	R	199.20 /kg	
JANDOURIE BOERDERY, NOUPOORT	3 BF	17.4	R	199.00 /kg	
JANDOURIE BOERDERY, NOUPOORT	2 C	17.1	R	198.90 /kg	
JANDOURIE BOERDERY, NOUPOORT	1 CH	15.7	R	195.00 /kg	
JANDOURIE BOERDERY, NOUPOORT	1 BH	16.7	R	194.00 /kg	
JANDOURIE BOERDERY, NOUPOORT	1 CL	17.3	R	192.00 /kg	











VRYSTAAT / FREE-STATE

DU TOIT BOERDERY, WINBURG	1 CH	16.6	R	206.00 /kg	
RAMILIES BOERDERY, ZASTRON	1 BH	17.8	R	180.00 /kg	
P GROBBELAAR & SEUNS, BETHULIE	1 BH	18.7	R	175.00 /kg	
RAMILIES BOERDERY, ZASTRON	1 BKS	17.9	R	170.00 /kg	
DIE WARRISTON TRUST, BLOEMFONTEIN	1 BF	18.7	R	155.00 /kg	
HARTEBEEFONTEIN TRUST, WINBURG	2 CM	18.5	R	154.50 /kg	
DU TOIT BOERDERY, WINBURG	1 BH	17.3	R	154.00 /kg	
RAMILIES BOERDERY, ZASTRON	4 AH	18.6	R	152.00 /kg	
RAMILIES BOERDERY, ZASTRON	3 C	18.4	R	149.10 /kg	
RAMILIES BOERDERY, ZASTRON	6 AMY	19.0	R	145.20 /kg	

MPUMULANGA

CHRISTIAN INVESTMENT TRUST, BELFAST	BF	16.3	R	199.00 /kg	
E SMIT, CAROLINA	1 CFY	17.0	R	186.00 /kg	
CHRISTIAN INVESTMENT TRUST, BELFAST	6 AF	17.7	R	179.00 /kg	
E SMIT, CAROLINA	2 BH	14.9	R	178.10 /kg	
A SMIT VAN NIEKERK, CAROLINA	4 CF	17.6	R	165.00 /kg	
E SMIT, CAROLINA	4 CF	17.4	R	164.00 /kg	
AC SMIT, CAROLINA	2 BFF	18.0	R	160.00 /kg	
PWB UYS BOERDERY, WAKKERSTROOM	1 C	17.6	R	152.00 /kg	
E SMIT, CAROLINA	2 DL	16.7	R	135.00 /kg	
CHRISTIAN INVESTMENT TRUST, BELFAST	1 CF	18.0	R	131.10 /kg	

WES-KAAP / WESTERN CAPE

LOUBSER KOCH BELEGGINGS, SWELLENDAM	12 BH	17.9	R	197.00 /kg	
LOUBSER KOCH BELEGGINGS, SWELLENDAM	12 BH	18.1	R	190.00 /kg	
LOUBSER KOCH BELEGGINGS, SWELLENDAM	1 TDR	16.9	R	190.00 /kg	
LOUBSER KOCH BELEGGINGS, SWELLENDAM	8 CH	17.3	R	188.10 /kg	
LOUBSER KOCH BELEGGINGS, SWELLENDAM	13 BH	17.9	R	186.80 /kg	
LOUBSER KOCH BELEGGINGS, SWELLENDAM	8 CH	17.5	R	184.00 /kg	
DUIKER BOERDERY, BREDASDORP	1 BH	18.3	R	180.00 /kg	
MJO BOERDERY, SWELLENDAM	1 CL	17.9	R	175.00 /kg	
MJO BOERDERY, SWELLENDAM	1 BH	18.4	R	173.00 /kg	
ZEEKOEVLEI FARMING, BREDASDORP	2 CMY	18.4	R	170.00 /kg	

GAUTENG

CAVALIER FEEDERS, CULLINAN	9 BH	18.2	R	142.00 /kg
CAVALIER FEEDERS, CULLINAN	11 CL	17.8	R	120.00 /kg
CAVALIER FEEDERS, CULLINAN	11 CL	17.8	R	115.70 /kg
CAVALIER FEEDERS, CULLINAN	11 CL	18.4	R	110.00 /kg
CAVALIER FEEDERS, CULLINAN	11 CL	17.9	R	100.00 /kg

SA WOOL MARKET INDICATOR MOVEMENT IN ZAR

SA WOLMARKAANWYSER IN ZAR

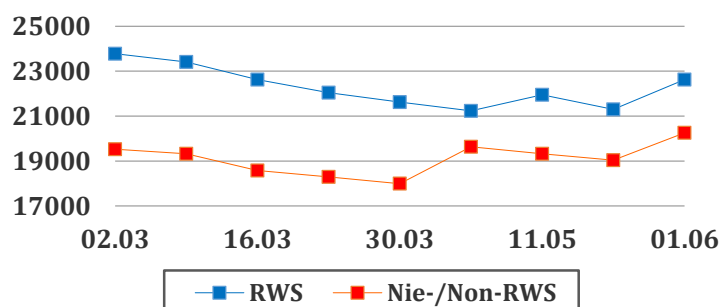
DATES	02.03	09.03	16.03	23.03	30.03	04.05	11.05	18.05	01.06
19 MICRON (RWS)	23778	23404	22624	22049	21624	21235	21949	21294	22632
Nie-/Non-RWS	19519	19327	18581	18291	17990	19631	19320	19041	20253
21 MICRON (RWS)	19139	18949	18544	17190	16807	15985	16503	16778	16884
Nie-/Non-RWS	-	15868	14947	14505	14279	15034	15823	15857	15601
ZAR PRICE (RWS)	20086	19936	19306	18545	18287	17468	17953	18415	18356
Nie-/Non-RWS	17200	16965	16614	16370	16250	16080	16805	16503	16516
CAT NO	CB23	CB24	CB25	CB26	CB27	CB30	CB31	CB32	CB33

Percentage Difference Between All Non-RWS and RWS Merino Fleece Wools Sold (Average Price)

Merino Fleece|MF4&MF5|VM<1.6|NKT>28|>67mm|Minimum of 3 Lots Sold

Micron	17.0	17.5	18.0	18.5	19.0	19.5	20.0	20.5	21.0
Non-/Non-RWS	29812	28908	25447	22675	20253	17115	16500	15865	15601
RWS	33278	28510	26791	23691	22632	18854	17724	17228	16884
%	11.63%	-1.38%	5.28%	4.48%	11.75%	10.16%	7.42%	8.59%	8.22%

**PRICE MOVEMENT FOR GOOD QUALITY WOOL 19 MICRON :
2020/21 SEASON SOUTH AFRICAN RWS VS NON-RWS**



**PRICE MOVEMENT FOR GOOD QUALITY WOOL 21 MICRON :
2020/21 SEASON SOUTH AFRICAN RWS VS NON-RWS**

