

**VEILINGSDATUM / AUCTION DATE**

17.08.2022

**KATALOGUS / CATALOGUE**

CC01

Tel: +27 41 406 7500

Faks/Fax: +27 41 486 1325

e-Pos/Mail: [woolmarketing@ovk.co.za](mailto:woolmarketing@ovk.co.za)Web: [www.ovk.co.za](http://www.ovk.co.za)**WOLMARKVERSLAG / WOOL MARKET REPORT****17 AUGUSTUS / AUGUST 2022****MARKANALISE**

Op 1ste wolveiling van die 2022/2023 seisoen, het die Cape Wools Merino aanwyser met 5.9% vir nie-RWS wol en 4.9% vir RWS wol verswak teenoor die vorige veiling en teen 'n skoonprys van R155.12/kg en R171.18/kg, onderskeidelik gesluit. Die Rand het 7.8% swakker verhandel teen die VSA Doller en 2.6% verloor teen die Euro, ooreenstemmend dieselfde tyd van die vorige veiling. Daar is in totaal 8 348 bale aangebied, waarvan 80.6% verkoop is. Op die OVK veiling is 2 596 bale aangebied, waarvan 83.1% verkoop is. Die hoogste prys op die OVK veiling, van R236.00/kg, is behaal vir 'n 1 baal lot BFY van 17.5 mikron, uit die skeersel van Die Groenewald Testamentêre Trust, vanuit die Caledon distrik. Die koper was G. Modiano SA. Baie geluk met hierdie prestasie!

**OVK bied voorskotte op vesel wat by ons gelewer word, asook produksielenings. Skakel gerus die OVK Veselkantoor in Port Elizabeth of u Tegnieuse Veldbeampte vir meer inligting. Vind ook meer uit oor die opwindende kommissiestruktuur op vesel bemark deur OVK. Producente word ook herinner aan die lojaliteitskema van OVK, waar boere beloon word met 32 sent vir elke kilogram vesel wat deur OVK bemark word.**

**MARKET ANALYSES**

On 1st wool auction of the 2022/2023 season, the Cape Wools Merino indicator decreased by 5.9% for non-RWS and by 4.9% for RWS wool, compared to the previous sale and closed at a clean price of R155.12/kg and R171.18/kg, respectively. The Rand traded 7.8% weaker against the US Dollar and also lost 2.6% to the Euro, compared to the previous sale. A total of 8 348 bales were on offer, of which 80.6% was sold. On the OVK auction 2 596 bales were offered, of which 83.1% was sold. The highest price on the OVK auction, of R236.00/kg, was achieved for a 1 bale lot BFY of 17.5 microns, from the clip of Die Groenewald Testamentêre Trust, from the Caledon district. The buyer was G. Modiano SA. Congratulations on this achievement!

**OVK offer advances on fibre delivered in PE, as well as production loans. Please contact OVK Fibre's office in Port Elizabeth or your Technical Field Officer for more information. Please enquire about OVK's exciting commission structure on fibre marketed by OVK. Producers must also remember that the OVK loyalty scheme, awards farmers with 32c for every kilogram of fibre marketed by OVK.**

SUID-AFRIKA / SOUTH AFRICA					KOPERS / BUYERS %			
AANBOD OFFER	VERKOPE CLEARED	VERKOOP SOLD	BEWEGING MOVEMENT	MARKAANWYSER (NIE-RWS) MARKET INDICATOR (NON-RWS)	Modiano	34.8%	Seg Mas	6.7%
8 348	6 727	80.6%	-5.9%	15512	Stand W	19.5%	VBC Wool	3.2%
<b>VOLGENDE SA VEILING / NEXT SA AUCTION</b>			BEWEGING MOVEMENT	MARKAANWYSER (RWS) MARKET INDICATOR (RWS)	Tianyu SA	6.0%		
datum / date	aanbod / offer				Lempriere	23.9%		
24.08.2022	±TBA		-4.9%	17118	Stucken	5.9%		
<b>AWEX 12.08.2022 AUSTRALIë / AUSTRALIA</b>					<b>WISSELKOERS / EXCHANGE RATE (ZAR)</b>			
<b>AWEX 17.08.2022</b>					<b>GELDEENHEID CURRENCY</b>		<b>DATUM / DATE</b>	
AANBOD OFFER	VERKOPE CLEARED	VERKOOP SOLD	BEWEGING MOVEMENT	EMI (AU\$) MARKET INDICATOR	VSA / USA \$	15.37	08.06	17.08
55 363	43 110	77.9%	-	1 342	AUD \$	11.05		11.53
<b>Totale Australiese aanbod volgende week / Total Australian offering next week</b>					EURO	16.41		16.83
±49 338					STERLING	19.32		19.78













**TOP TIEN - TOP TEN**

DIE GROENEWALD TEST TRUST, CALEDON	1 BFY	17.5	R	236.00 /kg	
DASBERG BOERDERY, SWELLENDAM	5 BFY	17.3	R	233.00 /kg	
BURNLEY PARK BOERDERY, TARKASTAD	1 BH	16.7	R	228.00 /kg	
DIE GROENEWALD TEST TRUST, CALEDON	4 BMY	17.7	R	218.10 /kg	
DASBERG BOERDERY, SWELLENDAM	8 BBFY	17.8	R	215.90 /kg	
PJ EKSTEEN, REITZ	3 BH	17.5	R	215.00 /kg	
T BARRY FARMING, HEIDELBERG (C/K)	15 AF	17.5	R	213.10 /kg	
FBC VILJOEN BOERDERY, SWELLENDAM	1 BFY	17.6	R	211.10 /kg	
LOWMAR, CRADOCK	1 BH	17.8	R	208.10 /kg	
VERFHEUWEL BOERDERY, BREDASDORP	4 AFH	17.5	R	208.10 /kg	

## WES-KAAP / WESTERN CAPE

DIE GROENEWALD TEST TRUST, CALEDON	1 BFY	17.5	R	236.00 /kg	
DASBERG BOERDERY, SWELLENDAM	5 BFY	17.3	R	233.00 /kg	
DIE GROENEWALD TEST TRUST, CALEDON	4 BMY	17.7	R	218.10 /kg	
DASBERG BOERDERY, SWELLENDAM	8 BBFY	17.8	R	215.90 /kg	
T BARRY FARMING, HEIDELBERG	15 AF	17.5	R	213.10 /kg	
FBC VILJOEN BOERDERY, SWELLENDAM	1 BFY	17.6	R	211.10 /kg	 
VERFHEUWEL BOERDERY, BREDASDORP	4 AFH	17.5	R	208.10 /kg	 
DASBERG BOERDERY, SWELLENDAM	11 BF	17.9	R	204.10 /kg	
LE ROUX TRUST, CALEDON	2 CMY	17.7	R	200.00 /kg	
DASBERG BOERDERY, SWELLENDAM	11 BF	18.2	R	197.10 /kg	
















## OOS-KAAP / EASTERN CAPE

BURNLEY PARK BOERDERY, TARKASTAD	1 BH	16.7	R	228.00 /kg	
LOWMAR, CRADOCK	1 BH	17.8	R	208.10 /kg	
DORINGKUIL BOERDERY TRUST, STEYNSBURG	2 BH	17.9	R	203.00 /kg	 
PR MARAIS, CRADOCK	1 BH	18.0	R	196.00 /kg	
DORINGKUIL BOERDERY TRUST, STEYNSBURG	2 CH	17.2	R	194.00 /kg	
E & H BOERDERY, BURGERSDORP	1 CL	18.3	R	187.10 /kg	 
E & H BOERDERY, BURGERSDORP	3 DDL	18.0	R	184.00 /kg	
LOWMAR, CRADOCK	2 BKSJ	18.1	R	179.10 /kg	
LOWMAR, CRADOCK	2 AH	18.3	R	177.10 /kg	
BURNLEY PARK BOERDERY, TARKASTAD	1 CH	16.1	R	176.10 /kg	







## VRYSTAAT / FREE-STATE

PJ EKSTEEN, REITZ	3 BH	17.5	R	215.00 /kg	 
PJ EKSTEEN, REITZ	1 CH	16.9	R	203.00 /kg	 
SP VERMAAK, BOTHAVILLE	1 CH	17.1	R	189.00 /kg	
JOUBERT TRUST, BETHULIE	2 BBH	18.2	R	184.10 /kg	
JD STEENKAMP, DEWETSDORP	1 BFFH	16.3	R	180.00 /kg	
JD STEENKAMP, DEWETSDORP	1 CFF	16.6	R	170.00 /kg	
DJ VAN ZYL JNR BOERDERY, REITZ	1 CH	18.2	R	153.10 /kg	 
EKSTEEN LANDGOED, FOURIESBURG	1 CH	17.0	R	150.00 /kg	
JD STEENKAMP, DEWETSDORP	1 BFFY	18.2	R	147.90 /kg	 
JACOBSDAL ABATTOIR, JACOBSDAL	2 BBH	18.0	R	145.00 /kg	
A KRIEK, THEUNISSEN	3 CL	17.5	R	145.00 /kg	

## NOORD-KAAP / NORTHERN CAPE

WILDEKLAWER, KIMBERLEY	1 BH	17.2	R	208.00 /kg	
SILVER CREEK BELEGGINGS TRUST, COLESBERG	1 BFY	17.8	R	196.90 /kg	 
WILDEKLAWER, KIMBERLEY	1 CH	16.7	R	191.20 /kg	
SILVER CREEK BELEGGINGS TRUST, COLESBERG	1 AFY	18.3	R	180.10 /kg	
KOMPELJON BOERDERY, CALVINIA	4 CMY	17.8	R	179.90 /kg	 
SHEKINAH ROOIWAL TRUST, DE AAR	1 CH	18.5	R	177.10 /kg	
CJ NOLTE, VICTORIA-WES / WEST	4 BM	18.4	R	163.10 /kg	 
SCHALK SMIT TRUST, HANOVER	1 CH	18.8	R	163.00 /kg	 
SCHALK SMIT TRUST, HANOVER	2 BBH	18.9	R	162.10 /kg	 
ARROW CREEK, CALVINIA	1 BH	17.9	R	160.00 /kg	

## MPUMULANGA

HENDRIK COMBRINK TRUST, CAROLINA	4 BMY	17.7	R	191.00 /kg	 
HENDRIK COMBRINK TRUST, CAROLINA	2 AMY	18.5	R	148.00 /kg	
DIE KERNEELS GREYLING TRUST, WAKKERSTROOM	6 DL	16.0	R	123.00 /kg	
HENDRIK COMBRINK TRUST, CAROLINA	1 BM	18.5	R	105.00 /kg	
HENDRIK COMBRINK TRUST, CAROLINA	1 CM	18.8	R	102.00 /kg	
AT METRIC SOLUTIONS, ERMELO	1 AH	20.7	R	100.20 /kg	

### GAUTENG

KNIPE EN SEUNS BOERDERY, PRETORIA	1 AH	17.4	R	175.00 /kg
KNIPE EN SEUNS BOERDERY, PRETORIA	3 BH	17.6	R	163.10 /kg
KNIPE EN SEUNS BOERDERY, PRETORIA	2 CL	17.1	R	154.00 /kg
JANOVSKY LANDGOED, PRETORIA	1 BMY	18.7	R	136.00 /kg
JANOVSKY LANDGOED, PRETORIA	1 BM	19.2	R	117.00 /kg
CAVALIER FEEDERS, CULLINAN	9 CL	17.3	R	116.00 /kg
RUMICON, HEIDELBERG	1 WBH	18.1	R	105.10 /kg

### NOORD-WES PROVINSIE / NORTH-WEST PROVINCE

DELLA BOERDERY, KLERKSDORP	2 CL	17.4	R	167.20 /kg
----------------------------	------	------	---	------------

### KWAZULU NATAL

DC FARMING, ESTCOURT	9 BM	20.3	R	110.20 /kg
DC FARMING, ESTCOURT	4 AM	20.3	R	104.00 /kg

### SA WOOL MARKET INDICATOR MOVEMENT IN ZAR

#### SA WOLMARKAANWYSER IN ZAR

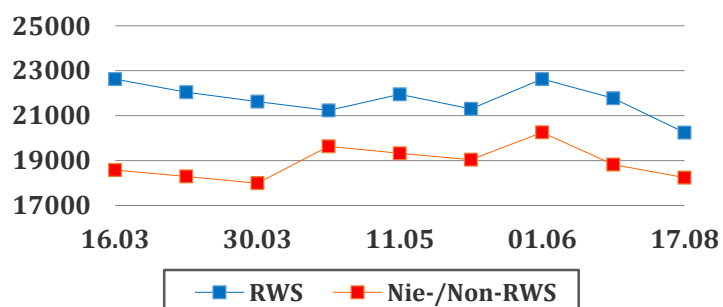
DATES	16.03	23.03	30.03	04.05	11.05	18.05	01.06	08.06	17.08
<b>19 MICRON (RWS)</b>	22624	22049	21624	21235	21949	21294	22632	21777	20246
<b>Nie-/Non-RWS</b>	18581	18291	17990	19631	19320	19041	20253	18821	18235
<b>21 MICRON (RWS)</b>	18544	17190	16807	15985	16503	16778	16884	16318	15362
<b>Nie-/Non-RWS</b>	14947	14505	14279	15034	15823	15857	15601	15451	14732
<b>ZAR PRICE (RWS)</b>	19306	18545	18287	17468	17953	18415	18356	18007	17118
<b>Nie-/Non-RWS</b>	16614	16370	16250	16080	16805	16503	16516	16491	15512
<b>CAT NO</b>	<b>CB25</b>	<b>CB26</b>	<b>CB27</b>	<b>CB30</b>	<b>CB31</b>	<b>CB32</b>	<b>CB33</b>	<b>CB34</b>	<b>CC01</b>

#### Percentage Difference Between All Non-RWS and RWS Merino Fleece Wools Sold (Average Price)

##### Merino Fleece|MF4&MF5|VM<1.6|NKT>28|>67mm|Minimum of 3 Lots Sold

Micron	17.0	17.5	18.0	18.5	19.0	19.5	20.0	20.5	21.0
<b>Non-/Non-RWS</b>	-	26098	22420	21082	18235	15901	15408	15078	14732
<b>RWS</b>	30700	29358	27208	24385	20246	18027	16961	16073	15362
<b>%</b>	-	12.49%	21.36%	15.67%	11.03%	13.37%	10.08%	6.60%	4.28%

**PRICE MOVEMENT FOR GOOD QUALITY WOOL 19 MICRON :  
2020/21 SEASON SOUTH AFRICAN RWS VS NON-RWS**



**PRICE MOVEMENT FOR GOOD QUALITY WOOL 21 MICRON :  
2020/21 SEASON SOUTH AFRICAN RWS VS NON-RWS**

